



SIX COUNTY

ASSOCIATION OF GOVERNMENTS



Consolidated Plan on Housing and Community Development

For July 1, 2015 - June 30, 2020

Prepared by: Chelsea Bakaitis, CDBG Manager

**250 North Main Street,
Richfield, UT 84701
(435) 893-0714
cbakaitis@sixcounty.com**

Contents

Executive Summary 1

Outreach 2

 Consultation..... 2

 Citizen Participation 3

Needs Assessment..... 5

 Demographics..... 5

 Non-Housing Needs Assessment 8

 Public Facilities & Infrastructure 8

 Public Services 10

 Program Beneficiaries 11

 Public Housing 11

 Non- Program Beneficiaries Housing Groups..... 13

Market Analysis 14

 Number of units 14

 Cost of units..... 15

 Condition of Housing 16

 Year Built 17

 Non-Housing Community Assets..... 18

Goals & Objectives 22

 Allocation priorities..... 23

Method of Distribution 27

Barriers to Affordable Housing 29

Other 29

Protected Classes 33

 Race, Ethnicity and National Origin 33

 Familial status 33

 Age 34

 Sex..... 34

 Disability 34

Homeless	35
Veterans	35
Fair Housing and Affordability	36
Appendix I Communities Served.....	i
Appendix II Previously Approved Projects	ii
Appendix III Community Assessment Form:	vi
Appendix IV Consultation Forms	viii
Appendix V Public Outreach Forms.....	xxiv
Appendix VI: Rating and Ranking Policies and Procedures	xxvi
Appendix VII Newspaper Ad—public outreach (to be included after publication).....	xxxi

Executive Summary

This plan, prepared by Six County Association of Governments (SCAOG) Community Development Block Grant (CDBG) Administration, is meant to provide a regional overview of general housing and community development needs in the Six County region. This covers Central Utah—made up of Juab, Millard, Piute, Sanpete, Sevier, and Wayne Counties.

The objectives of this plan is:

- To create a document summarizing area housing and development needs;
- To provide a forum of collaboration between community leaders, service providers, and citizens; and
- To create a set of five-year goals for Six County AOG to move forward.

The expected outcomes of this plan are:

- To create a usable and relevant document for community leaders, service providers, and citizens to have a reference when considering local needs for the next five-years;
- To provide assistance to communities when applying for community and housing grant funding, particularly for the CDBG (Community Development Block Grant) program;
- To implement projects and goals in order to better allocate CDBG money to the communities in terms of need; and
- To implement planning and community assistance projects in order to better allocate their funding to individuals and communities in terms of need.

SCAOG has evaluated the data obtained through program administration, personal interviews with county and community officials, business leaders, state and federal agencies, along with other service providers. The following identified needs are as follows:

Capital improvements and equipment needs have always come up as a priority when consulting with communities. This category includes water, sewer, recreational facilities, fire stations, streets and roads, equipment, affordable housing, and town hall/community centers.

There is also a need for affordable housing. From the evaluation, there is not enough adequate housing to own and rent for people making a low-moderate income. This also applies to the increasing needs for home rehabilitation. Resources through the Self- Help and Credit to Own (C.R.O.W.N.) programs are being utilized. The regional Weatherization and Single Family Rehabilitation and Reconstruction Program (S.F.R.R.P) provide assistance to families in need of housing rehabilitation and energy efficiency. Available resources are not keeping up with demand and a regional concern is the need for additional transitional, special needs, and other public housing.

Outreach

Consultation

The Six County region covers a large land area. The communities are spread out and so service needs are nuanced by jurisdiction. It was important in the planning process to consult outside sources. Public officials (staff and elected), service providers, and SCAOG staff were questioned regarding area and local needs.

Several organizations were contacted for insight about problems regarding protected classes and low-income individuals. Specifically these organizations were asked questions about housing and other social service needs. Table 1.1 lists every organization contacted and a brief description of the consultation. Initiative will be continued to involve these groups in the planning process of future consolidated and annual action plans. The following is a plan for future involvement.

- (1) Contact made with each of the social service agencies in Table I. Questions about housing and other relevant issues are asked.
- (2) After the analysis and plan is created, it will be sent to every listed agency, as well as agencies that could not be contacted for consultation.
- (3) The agencies will be given the month of February to comment and give suggestions for the plan. They will be invited to the public meeting to discuss this plan on March 2, 2015.

Agency:	Result of Consultation:
New Horizons Crisis Center	Info about housing units and barriers to affordable housing in the area.
Paiute Housing Authority	Info about program and barriers to affordable housing for Native Americans.
Provider's Council	Informed Service Providers of plan.
American Legion	Info about Veteran's needs in Millard, Sevier, and Sanpete.
Division of Child and Family Services	Info about area public service needs.
Central Utah Public Health Department	Info about area public service needs.
Richfield LDS Employment Resource Center	Info about area public service needs.
LDS local humanitarian group	Info about area public service needs.
SCAOG Aging	Info about aging needs in area.

SCAOG Community Assistance	Info about homeless assistance.
SCAOG Housing	General housing questions and work done in area.
SCAOG Volunteer Services	Information about veterans and other area needs. Also helped coordinate collaboration with Provider’s Council.
Serenity Springs Assisted Living	Info of issues of the elderly, disabled, and low-income individuals in Wayne County

Each of the forty-nine communities in the region were interviewed in our annual assessment meetings about infrastructure and facility needs. They were asked about potential CDBG projects and their goals for public improvements. Ephraim, Mount Pleasant, and Nephi all operate their own housing agencies and were contacted for more information. For a list of all communities by County in the region please see Table 1.2.

Juab	Millard	Piute	Sanpete	Sevier	Wayne
<ul style="list-style-type: none"> • Eureka • Levan • Mona • Nephi • Rocky Ridge 	<ul style="list-style-type: none"> • Delta • Fillmore • Hinckley • Holden • Kanosh • Leamington • Lynndyl • Meadow • Oak City • Scipio 	<ul style="list-style-type: none"> • Circleville • Junction • Kingston • Marysvale 	<ul style="list-style-type: none"> • Centerfield • Ephraim • Fairview • Fayette • Fountain Green • Gunnison • Manti • Mayfield • Moroni • Mount Pleasant • Spring City • Sterling • Wales 	<ul style="list-style-type: none"> • Annabella • Aurora • Central Valley • Elsinore • Glenwood • Joseph • Koosharem • Monroe • Redmond • Richfield • Salina • Sigurd 	<ul style="list-style-type: none"> • Bicknell • Hanksville • Loa • Lyman • Torrey

Citizen Participation

A notice will be published in all the local papers to inform the public that the consolidated plan is open to comment. The local papers include the Gunnison Valley Gazette (Sanpete), the Sanpete Messenger, The Times-News Publishing Company (Juab), and The Millard County Chronicle Progress. The public comment period will be open the month of February and a public hearing will be held March 2, 2015 for comment. A copy of the public notice can be found in Appendix VII. The following is the published text for the notice:

“Six County Association of Governments will hold a Public Hearing on March 2, 2015, 9:00 am located at 250 N Main Street, in Richfield, to take comments on the 2015 Consolidated Plan which can be reviewed at sixcounty.com. Public comments will also be accepted from February

2-March 2 2015. To comment, please contact Chelsea Bakaitis at 435-893-0714 or email cbakaitis@sixcounty.com.

In compliance with the Disability Act, individuals wishing to attend this meeting and who require special accommodations should contact Chelsea at least three (3) working days prior to the meeting.”

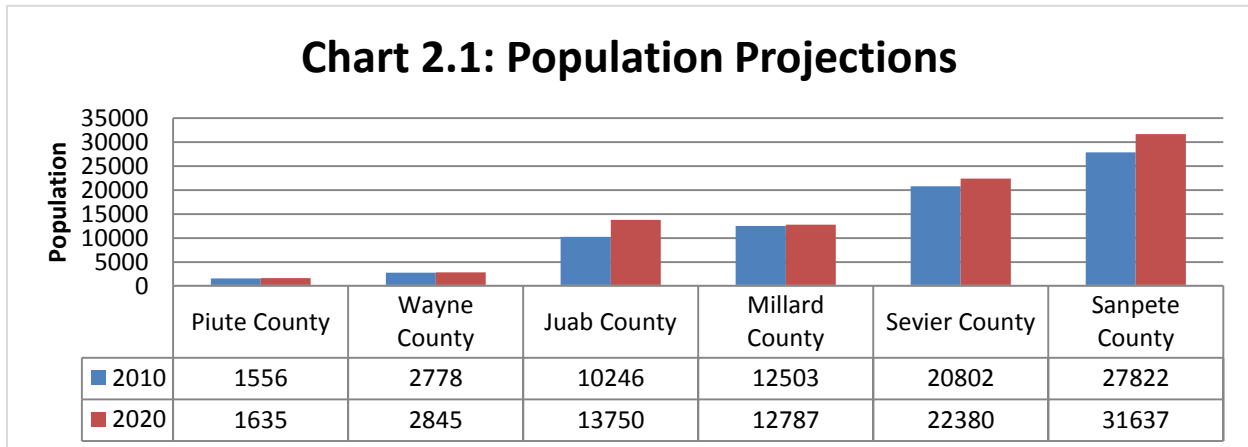
A flyer will be created and distributed to social service agencies and local governments about the plan. They will be invited to visit our website to review the plan. An article will also be submitted to all the local papers about the planning process, inviting lay members of the community to comment on the plan. For an example of the public advertisement, please see Appendix VII. The Regional Service Provider’s Council, and Sevier Interfaith Council will also be visited during their monthly meetings and presented with a copy of the plan for input.

As consultation with each of these entities has taken place, the question as to how available resources can be better utilized for the area’s needs is discussed. The Five-Year Consolidated Plan encourages more involvement of public entities. A “Consolidated Plan Consultation Tracking Form” and “Citizen Participation Outreach Tracking Form” has been filled out for each time consultation takes place either in a group or in person. Information gleaned from this undertaking will provide greater focus for the Consolidated Plan. Consultation tracking forms may be found in Appendix IV.

Needs Assessment

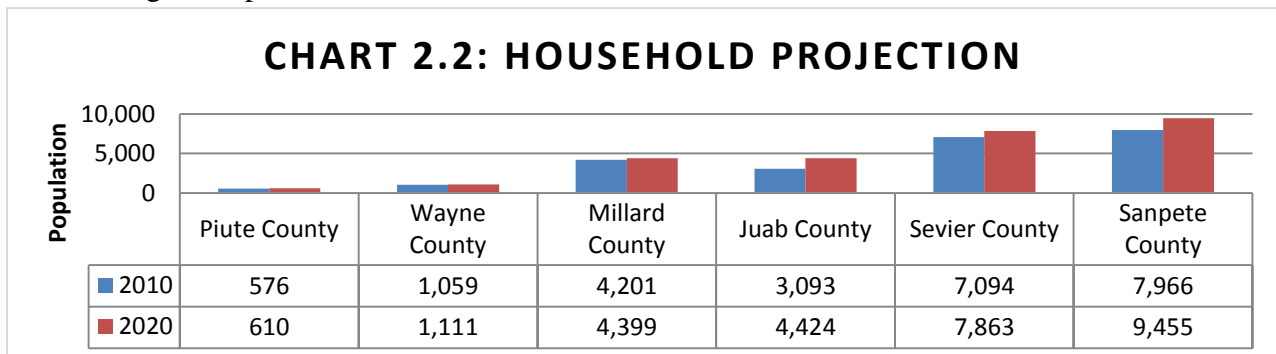
Demographics

The total region has a population of 75,707 with an expected growth of 12% or 9,327 people between 2010-2020. The largest growth will be in Juab County at 34%. Sanpete County is the second fastest growing county in the region at 14%. Wayne and Millard County are expected to have the slowest growth at 2% each. Piute County will experience growth at 5% and Sevier County at 8%. Please see chart 2.1 below for a county breakdown of the SCAOG population projection.



Source: Governor's Office of Planning and Budget 2012 Baseline Projections

The region has 23,989 households, and is projected to grow 16% or by 3,873 by 2020. Juab County is expected to grow by 43% in household size. This also follows their projected growth for general population. Juab County is closest to the metropolitan area of the Wasatch Front and so will grow as this area sprawls south. Sanpete County is also close to the Wasatch Front and will experience a household growth of 19%. Sevier County household growth comes in third in the region at 11%. The other three counties, Millard, Piute and Wayne, will see little growth in households being at 5%, 6%, and 5% respectively. For a total number breakdown of projected household growth please see Chart 2.2.



Source: Governor's Office of Planning and Budget 2012 Baseline Projections

The 2012 median household income in the region is \$44,341. Four of the six counties, Millard, Piute, Sanpete, and Sevier, are expected to have a drop in median income between 2012 and 2020. Millard, Piute, and Sanpete also have the highest poverty rate. Millard also has had a 23.7% change in poverty between 2011 and 2012. Juab and Wayne are the only counties expected to have any growth in median income. Even so, they both experienced an 8% change in poverty. Wayne is expected to have the highest median income of all six of the counties by 2020 but currently has a 16.4% poverty rate. For a breakdown of these trends please see Table 2.1.1 and Table 2.1.2.

	2012	2020*
Juab	\$ 53,314.00	\$ 53,898.48
Millard	\$ 47,235.00	\$ 39,886.21
Piute	\$ 37,273.00	\$ 34,827.57
Sanpete	\$ 46,214.00	\$ 39,470.94
Sevier	\$ 45,599.00	\$ 42,161.23
Wayne	\$ 44,821.00	\$ 55,368.72

*Sources: 2008-2012 American Community Survey 5-Year Estimates; 2006-2010 American Community Survey; Households Census 2000 Summary File 3 *2012 inflation-adjusted dollars*

County	Poverty Rate	Change in Poverty Rate
Juab	13.2%	+8.2
Millard	17.2%	+23.7%
Piute	21.1%	+4.9%
Sanpete	17.8%	-3.3%
Sevier	15.2%	+1.3%
Wayne	16.4%	+8.6%

Sources: Annual Report on Poverty in Utah by Community Action Partnership of Utah; US Census Bureau, Small Area Estimates Branch Release date; 12.2012. 2011 and 2012 American Community Survey 1-year estimates

The Six County region is predominantly white. Millard and Sanpete are 85% and 87% white alone. These two counties, along with Piute have the largest population with Hispanic or Latino Origin. Juab, Sevier and Wayne have generally between 4-5% of the population with Hispanic or Latino origin. For a breakdown of each county please see Table 2.2.

	Juab	Millard	Piute	Sanpete	Sevier	Wayne
RACE & ETHNICITY						
One race	99%	99%	99 %	99%	99%	99.7%
White	97%	94%	97%	92%	95%	98%
Black or African American	0.4%	0.7%	0.2%	1%	0.5%	0.8%

American Indian	0.8%	1. %	0.1%	1%	1.3%	1.1%
Asian	0.4%	0.1%	0%	0.5%	0.2%	0%
Native Hawaiian and Other Pacific Islander	0.1%	0.2%	0.1%	0.6%	0.1%	0%
Some other race	0.4%	3%	2%	4%	1.4%	0.2%
Two or more races	1 %	1%	0.8%	1%	1.1%	0.3%
Hispanic or Latino origin (of any race)	4%	13%	8%	9%	5%	4%
White alone, not Hispanic or Latino	94%	85%	92%	87%	93%	94%

Source: U.S. Census Bureau 2010, 2008-2012 American Community Survey

Non-Housing Needs Assessment

Public Facilities & Infrastructure

Public Facilities were assessed through interviews with municipality officials and public service organizations.

Service providers gave pertinent information about the needs of people with disadvantages. They also provided very specific actions that could be taken using CDBG funding or other sources. These groups recognized a need for homeless shelters and public housing for several different demographics. They also indicated a need for community centers. Table 2.3 summarizes what service providers noted as needs for public facilities in the area based by sub-regions.

Area	Input
Six County Region	<ul style="list-style-type: none"> - Additional care centers and assisted living facilities - Teen centers - Rehab for Senior Centers (five of twelve centers in region are housed in buildings over 30 years old).
Sevier County only	<ul style="list-style-type: none"> - Homeless shelter for males
Sevier, Sanpete, Wayne, and Piute Counties only	<ul style="list-style-type: none"> - Homeless shelter and counseling services
Wayne County only	<ul style="list-style-type: none"> - Indoor recreation facility - Affordable housing and/apartments - Domestic Violence Shelter

Public Officials also gave detailed information about local needs for public infrastructure and facilities. They related their needs based off of public city council meetings, and coordinated efforts with other local officials. Table 2.4 provides a summary of needs for each community interviewed.

Municipality	Priority
Annabella	Road; drainage
Aurora	Parks and recreation; fire station addition
Bicknell	Roads, Town Hall Renovations

Centerfield	Water
Central Valley	Water (source protection); streets
Circleville	Facilities, roads; Park Improvement—public restroom
Delta City	Fire Station, Airport
Ephraim	Tunnel for water transmission and new well
Eureka	Water/sewer
Fayette	Roads, Housing, clean up water-source vandalism
Fillmore	Water
Fountain Green	Park Restrooms, Main Street Improvements (fix broken sidewalks, possible ADA project)
Glenwood	Roads, local dam improvements/flood retention
Gunnison	Swimming Pool, ADA access to city hall
Hanksville	Roads, Splash Pad
Hinckley	Fairgrounds
Holden	Road Project
Joseph	Road/street improvements
Juab County	Housing Rehab
Junction	Water
Kanosh	Town Hall Renovation, Water: Culinary water project
Kingston	Facilities, roads, water/sewer
Koosharem	Water
Leamington	Roof Damages on community buildings
Levan	Water, Sidewalk ADA accessible, Fiber Optics
Loa	Snow Plow, Fire Truck

Lyman Town	sidewalk improvement
Lynndyl	Town Hall, Fire Station, Community Center
Manti	Road Improvements, water
Marysvale	Roads, facilities, drainage
Mayfield	ADA sidewalk update; Roads Project
Mona	Water
Monroe	Road/street improvements
Moroni	Road resurfacing project, water system generators, pump hous building
Mount Pleasant	Public Housing Rehab
Nephi	ADA improvements to public buildings; drainage
Oak City	Water, Roads
Redmond	Park improvements; water/sewer; sidewalks, curb and gutter
Scipio	Water, Roads
Sevier County	Elsinore addition Rehab
Sigurd	Road, park
Spring City	water
Sterling	Roads, Water
Torrey	Water, Roads

Public Services

Service providers were asked what public services were needed in the region. Most responses mentioned that elderly services, mental health services, and transportation services were most needed. The Table 2.5 is a summary of responses.

Table 2.5: Public Service Needs by Area	
Area	Input
Six County Region	- Elderly services

	<ul style="list-style-type: none"> - Home bound elderly home visitation - Mental health services for non-Medicaid patients
Sevier, Sanpete, Wayne, and Piute Counties only	<ul style="list-style-type: none"> - Counseling services - Homeless services - Transportation services
Wayne County only	<ul style="list-style-type: none"> - Public transportation - Thrift store - Child Daycare services - Animal Control - ADA access to public buildings and private business.

Program Beneficiaries

In the past five years the following local governments have been beneficiaries of the CDBG (Community Development Block Grant) program. For more detailed information about project and funds spent please see Appendix II- Previously Approved Projects.

- SCAOG Housing Services* (2010-2014)
- SCAOG Planning Division (2010-2014)
- Nephi City (2010-2014)
- Hinckley (2014)
- Fayette (2014)
- Marysvale (2014)
- Mt. Pleasant (2012, 2013)
- Richfield (2013)
- Mona (2012)
- Ephraim (2011)
- Millard County (2010)
- Hanksville (2010)

SCAOG Housing Services*- Six County Housing Services receives an annual set-aside and **has benefited 257 households total with rehab assistance. In 2013 they built six housing units and **rehabilitated 34 housing** units. They have not offered down-payment assistance for six years. Their program has benefitted people who are racially white, black, and Hispanic ethnicity.

Public Housing

There is no HUD recognized housing authority in the Six County Region. HUD guidelines better assist more urbanized and densely populated areas. The rural nature and large geography of the

Six County region means that an authority is difficult to create and maintain to be eligible for HUD assistance. For example, SCAOG Community Assistance must gain ten vouchers in order to establish a regional housing authority. They are unable to get these ten vouchers because there are few public service agencies regionally able to give them up. This puts the area at a disadvantage as there is little to no coordination between service providers, non-profits, and local housing agencies. Overall there is a need for county or regional housing agencies.

Although there are no public housing authorities operated according to HUD recognition there are three communities that deal with housing needs through their own programs. In the past five years the following local housing agencies have been beneficiaries of the CDBG program:

- Ephraim City Housing Authority
- Mount Pleasant Main Street Committee (also housing committee)
- Nephi City Housing Committee

Ephraim City (EHA) operates a Housing Authority under a board of appointed city council members and one part-time employee. EHA does not operate rentals but rather builds individual homes and sells them to families who qualify by income. They receive funding from USDA Rural Development, CDBG and the Olene Walker Trust Fund. EHA does not provide vouchers, but refers consumers to Rural Development for low-interest mortgage loans. EHA does not advertise their services, and most of their consumers come to them by-word-of-mouth or referrals from the local Rural Development office. They have built thirty-eight homes since they began, and currently they have no vacancies. The average wait for a family to be placed in a new home is three to four months and there are generally four to five people at a time on the EHA waitlist. The main demographic of people who buy EHA homes are white two-parent families with one to four children. This follows with the community demographics. Hispanic families have bought two homes and elderly individuals or couples have bought four. EHA has built two ADA accessible homes (Correspondence with Lorna Olson, EHA Director, 1/13/15).

A housing agency also operates out of **Mount Pleasant**, and is run by the City Main Street Committee. The agency owns and operates sixteen units. CDBG funding has provided rehab assistance for ten units, and six units have been funded with the local redevelopment agency. The Olene Walter Trust Fund has also provided funding. The housing units are primarily one-bedroom, although three are two-bedroom. There are designated units for veterans and individuals with disabilities. There is no voucher program. The major racial demographic of the public housing units are white, which fits in with the area demographic. Currently two different units are rented out to Native Americans. As reported by the agency, efforts have been made to reach out to the Hispanic community, but no requests have been made (Correspondence with Mount Bona, City Council Member, 1/13/15).

Nephi City's program focuses on building affordable owner-occupied single-family housing and providing rehab assistance. It has built twenty individual homes and has provided funds for housing rehab to seventeen. There is no voucher program.

SCAOG Housing Services agency coordinates with Nephi and Ephraim for weatherization funding. Other communities or individuals may also seek out help from Housing Services, and are often referred. SCAOG planning works with these groups in administering the CDBG grant and application process.

Non- Program Beneficiaries Housing Groups

The following organizations were consulted for information about housing issues in the region. They are included in this narrative to demonstrate what else is being done in the area, although they are not necessarily CDBG program beneficiaries.

Although not a PHA, **New Horizons Crisis Center** operates five apartments that serve as two-year transitional housing for men and women who are victims of domestic violence. The Center also has two rooms that provide shelter for up to six months for homeless women. Nephi is not covered by the New Horizons Crisis Center, which operates in the rest of the Six County Region. Individuals in Nephi in need of temporary housing are served by the Center for Women and Children in Crisis based in Provo. New Horizons does not have a voucher program but works with the Utah Domestic Violence Coalition and uses set-aside grant money for rural organizations to pay for the first month of rent for people in domestic violence. In 2013 the Center served 1,059 people (88% white, 2% black, 5% Hispanic). (Correspondence with Debbi Mayo, 7/21/14)

The Paiute Housing Authority, although based in Cedar City, provides housing in Sevier and Millard Counties to any individual or family who is a member of a registered tribe. The PHA operates as an agency of the Paiute Indian Tribe of Utah.

Other groups that provide low-income housing options or assistance include:

- Various private and non-profit LMI housing groups (Examples: Community Housing Services, Ephraim Housing Partners LLC, Palisades)
- Various private and non-profit Senior Housing Groups
- LDS Social Services- provides rental assistance
- Six County Community Housing Incorporated (non-profit formed by Six County AOG)

Market Analysis

Number of units

Types of properties

Single-family homes make up 85% of properties in the region. Large apartment complexes are not common, although structures with two to four units are 3% common. Overall single-family homes are the most common. Fifty-two percent of rentals have three or more rooms, and most units (owned and rented) are 1-unit detached. For more details see Table 3.1.

Property Type	Number	Percent
1-unit detached structure	25,379	85%
1-unit attached structure	234	0.8%
2-4 units	882	3%
5-19 units	598	2%
20 or more units	335	1%
Mobile Home, boat, RV, van, etc.	2,292	8%
TOTAL	29,720	--

Source: American Community Survey 5-year estimates 2009-2013

Size of units

The majority of unit owners (83%) have three or more bedrooms. Only 15% have two bedrooms. Renters have a slightly different trend: 48% have less than two bedrooms, making units with more bedrooms to be only a slight majority at 53%. Overall owners make up 78% of residences. Please see Table 3.2 for a breakdown of these trends.

	Owners		Renters	
	#	%	#	%
No bedroom	9	0%	36	0.6%
1 bedroom	413	2%	712	14%
2 bedrooms	2698	15%	1775	34%
3 or more bedrooms	15207	83%	2733	52%
Total	18327	78%	5257	22%

Source: American Community Survey 5-year estimates 2009-2013

Assessment

A certain demographic of families rent 1-unit housing, but are not able to afford ownership. There is a low number of units that are attached or in apartment complexes, which indicates a need for affordable housing for the very-low income.

Cost of units

The change in median home value had an increase between 42%-56% for Juab, Millard, Sanpete, and Sevier County. Piute County is a large outlier, it saw a median home value increase of 101%. Wayne County also saw an increase at 68%--having the most expensive median home value at \$167,500. Rent has increased in all of the counties, but not as drastically as home value. Juab County is the only jurisdiction that saw a rent increase larger than its median home value at 46%. All of the other counties had a rent increase between 19%-28%, except for Piute County, which saw a rent increase of 83%. Piute and Juab both have a median contract rent of \$555. Piute County is seeing the most changes in the region. For a breakdown please see Tables 3.3 and 3.4.

YEAR	Juab	Millard	Piute	Sanpete	Sevier	Wayne
2000	\$113,600	\$82,600	\$81,300	\$104,600	\$94,800	\$99,800
2010	\$163,300	\$121,100	\$163,500	\$148,700	\$148,300	\$167,500
Change:	44%	47%	101%	42%	56%	68%

Source: 2000 U.S. Census; American Community Survey 2006-2010

YEAR	Juab	Millard	Piute	Sanpete	Sevier	Wayne
2000	\$380	\$312	\$303	\$361	\$394	\$377
2010	\$555	\$370	\$555	\$440	\$473	\$483
Change:	46%	19%	83%	22%	20%	28%

Source: 2000 U.S. Census; American Community Survey 2006-2010

Rent

Most of the rental prices in the region are between \$300 and \$699. The majority of rents in Juab County are between \$500 and \$999. Although, Piute had the largest rent increase at 85%, it has some of the cheapest rent in the region on average. Only 39% of contracts are between \$500 and \$699 and it has no rents over \$700. Juab County on the other hand, saw a rent increase of 46% between 2000 and 2010. Even though the median apartment price is \$555 like Piute, it also has overall more expensive rents. For more details by county please see Table 3.5.

	Juab		Millard		Piute		Sanpete		Sevier		Wayne	
Less than \$300	76	13%	236	22%	18	19%	238	13%	141	9%	31	20%
\$300-\$499	82	14%	261	25%	13	14%	643	35%	415	28%	38	24%
\$500-\$699	147	25%	263	25%	37	39%	486	26%	490	33%	53	34%
\$700-\$999	149	25%	55	5%	0	0%	155	8%	224	15%	9	6%
\$1,000-\$1,999	30	5%	38	4%	0	0%	85	5%	67	4%	5	3%
\$2,000 or more	12	2%	2	0%	0	0%	7	0%	7	0%	0	0%

Source: American Community Survey 2009-2013

Affordability Assessment

Most homeowners in the region are 50% upper income. With the rise in housing costs, this seems to be sufficient for this demographic, although lower income persons also make up 37% of all homeowners. Renters are more evenly distributed amongst income levels, but are primarily low-income to extremely low-income (Table 3.5). Affordability is likely to change for both homeowners and renters (Tables 3.3 and 3.4). Owners may see a more drastic increase in housing prices, and this will affect those that own who earn income at low or extremely low levels. It may also push this demographic to become renters. There also will be a steady increase in cost of rent. For Juab, Millard and Sanpete between 43% and 45% of renters are unable to afford the 2011 Fair Market Value (FMR). In Piute 60% of renters are unable to afford the FMR. More affordable housing will be needed if current growth trends continue. Units that are affordable to the low-income will be needed, as well as rental units. For a look at these trends consult Tables 3.3, 3.4, 3.5.1 and 3.5.2.

	Juab	Millard	Piute	Sanpete	Sevier	Wayne
FMR* 2011 (2 bedroom)	\$737	\$615	\$812	\$615	\$615	\$615
Avg. Renter Wage Per Hour	\$10.20	\$9.10	\$6.15	\$7.74	\$10.64	\$11.94
Wage needed for FMR	\$14.17	\$11.83	\$15.62	\$11.83	\$11.83	\$11.83
Renters unable to afford FMR	44%	45%	60%	43%	34%	20%

**Fair Market Rent*

Source: Annual Report on Poverty in the Area by Community Action Partnership of Utah; National Low Income Housing Coalition- Out Reach 2013

Income Distribution Overview	Owners	Renters
Extremely low-income (<= 30% HAMFI)	6%	22%
Very low-income (<=50% HAMFI)	10%	21%
Low-income (<=80% HAMFI)	21%	24%
Middle income (<=100% HAMFI)	14%	13%
Upper income (>100% HAMFI)	50%	20%

Source: American Community Survey 2007-2011; CHAS data query tool

Condition of Housing

The Condition of Housing in the Six County region is positive for owners at 77% having “none of the 4 housing problems”. These problems are: incomplete kitchen facilities; incomplete plumbing facilities; more than one person per room; and cost burden greater than 30%. Renters that have no problems make up about 63% of all renters. About one third of all rental properties

have one or more of the four housing problems. Approximately one quarter of all owners have one of the four problems. For a total breakdown see Table 3.6.

Condition of Housing	OWNERS		Renters	
Household has 1 of 4 Housing Problems	4,065	22%	1,790	36%
Household has none of 4 Housing Problems	14,160	77%	3,140	63%
Cost Burden not available	72	0%	59	1%
Total	18,305		4,990	

Source: American Community Survey 2007-2011; CHAS data query tool

*incomplete kitchen facilities; incomplete plumbing facilities; more than one person per room; cost burden greater than 30%.

Year Built

There is a need for rehabilitation on both owned and rented properties. As discussed before, one-third of all renters live in housing with one of the four designated housing problems. Most owned and rented properties were made either between 1960-1980 or 1939 and earlier. In Piute County most owned property was built before 1980, and most rental property was built before 1960.

There is need for rehabilitation in the Six County region given the age of most units and the prevalence of housing problems in both rental and owned properties. For a breakdown by county see above Table 3.7.

Occupancy type:	Juab		Millard		Piute		Sanpete		Sevier		Wayne	
	Own	Rent	Own	Rent	Own	Rent	Own	Rent	Own	Rent	Own	Rent
2010 or later	1%	0%	1%	0%	0%	0%	2%	0%	1%	1%	0%	0%
2000-2009	24%	20%	11%	10%	15%	15%	20%	9%	15%	16%	16%	15%
1980-1999	27%	44%	30%	25%	22%	9%	26%	34%	24%	30%	37%	16%
1960-1979	19%	11%	23%	18%	27%	22%	18%	17%	28%	25%	24%	32%
1940-1959	10%	13%	12%	21%	13%	20%	9%	14%	15%	12%	7%	12%
1939 or earlier	19%	13%	23%	26%	25%	34%	26%	26%	17%	17%	17%	24%

Source: American Community Survey 2009-2013

Non-Housing Community Assets

Business by sector

The major employment sectors within the Six County region are Education and Health Care Services. This makes up about one-third of all business. Other proportionately large employment sectors include Retail Trade, Public Administration, Manufacturing, Arts, Recreation and Accommodations, and Agriculture and Mining. For detail see Table 4.1.

Business By Sector	Number of Workers	Share of Workers
Agriculture, Forestry, Fishing & Hunting, Mining	1719	7%
Arts, Entertainment, Recreation, Accommodation and Food Services	2595	10%
Construction	1103	4%
Education Services, Health Care and Social Assistance	6899	28%
Finance and Insurance, Real Estate and Rental and Leasing	462	2%
Information	327	1%
Manufacturing	2105	8%
Other Services (except Public Admin.)	459	2%
Professional Scientific & Technical Svc, Admin., Support, Waste Mgmt, Remediation	1136	5%
Public Administration	2492	10%
Retail Trade	3132	13%
Transportation and Warehousing	1446	6%
Utilities	569	2%
Wholesale Trade	497	2%
TOTAL:	24941	100%

Source: Utah Department of Workforce Services 2014 Second Quarter

Labor Force/ Unemployment

Total population in labor force	32,510
Employed persons 16 yrs and over	30,747
Unemployment Rate	5%
Avg. Unemployment rate ages 16-24	22%

Avg. Unemployment rate ages 25-65	16%
--	-----

Source: Utah Department of Workforce Services- 2013 Annual Average Labor Force Data; American Community Survey 5-year Estimates 2009-2013

Travel Time to Work

About four out of five people in the region travel less than thirty minutes to work every day. People travelling thirty to fifty-nine minutes to work make up only about 13% of the population. A slight percentage, although not altogether minor, (8%) travel more than sixty minutes to work. Please see Table 4.3 for a break down. This indicates that most people work locally and do not have an economic push to commute to a neighboring county for employment.

Travel Time to Work	Number	Percentage
Less than 30 minutes	21,957	79%
30-59 minutes	3,584	13%
60 or more minutes	2,254	8%
Total	27,793	--

Source: American Community Survey 5-year Estimates 2009-2013

Educational attainment (by age)

Those with some college or an associate’s degree between ages 25 and 65 years make up 41% of the population, while those with only a high school degree make up 30% of the population. The percentage of university graduates make up about 18% of the population age 25-65 years. Proportionally a smaller percentage of people, 11%, have attained less than a high school diploma. This group also has the highest unemployment rate. Those with a bachelor’s degree, although make up a smaller proportion of the population, have the highest employment rate and the most participation in the labor force. For more information about educational attainment by employment status please see Table 4.5.

Educational attainment	In labor force		Not in labor force
	Employed	Unemployed	
Less than high school graduate	1,890 (53%)	243 (7%)	1,444 (40%)
High school graduate (or equivalency)	6,472 (64%)	537 (5%)	3,070 (30%)
Some college or associates degree	9,681 (69%)	448 (3%)	3,875 (28%)
Bachelor’s degree or higher	4,961 (80%)	113 (2%)	1,156 (3%)

Source: American Community Survey 5-year Estimates 2009-2013

Median Earnings

Individuals with a graduate or professional degree make substantially more than the other education levels at about \$53,093, while those with less than a high school diploma make only \$17,356 on average. High school graduates or those with some college/associates degree make about \$25,000. For a more detailed breakdown of these numbers please see [Table 4.6](#)

Educational attainment	Average of each county's Median earnings in the past 12 months
Less than high school graduate	\$17,356
High school graduate (or equivalency)	\$24,140
Some college or associates degree	\$26,943
Bachelor's degree or higher	\$38,226
Graduate or professional degree	\$53,093

Source: American Community Survey 5-year Estimates 2009-2013

Discussion

It is important to consider the workforce needs in terms of skills and education in order to better understand the employment opportunities in the area. The following is a discussion describing workforce and economic needs.

Workforce Needs

Forty-one percent of the whole region have only a High school Diploma (30% of workforce) or less (11% of workforce). People with a Bachelor's degree or higher have a greater employment rate than anyone in any other educational attainment demographic. They also have the lowest unemployment rate at only 2% and people with some college or with an associate's degree have a similar unemployment rate at 3%. Even so, the demographic with a HS education or less has a 6% unemployment rate.

These numbers show that almost everyone with a Bachelor's degree is employed and participating in the workforce, and the same goes for people who have attained some college or an Associate's. The high unemployment and low labor force participation is coming out of a demographic of people who are only a HS graduate or less. This indicates that although there are adequate employment options for people with a higher education. There are not enough employment options for people with a HS education or less, which make up 40% of the population.

Economic Needs

Those with only a high school diploma (30% of population) make a median income of about \$24,140. That is \$2,803 less than those with some college or an associate's degree (41% of population), \$14,086 less than those with a Bachelor's degree or higher (18% of population) and

\$28,953 less than those with a graduate or professional degree. As mentioned above, a total of 41% of people are high school graduates only or less education. Individuals with some college education do not make significantly more money than those with only a HS education. If the three lowest median income demographics are lumped together we have 82% of the population in the region making less or significantly less than \$27,000. In every county in the region this qualifies as Moderate-Low Income for the HUD (Housing and Urban Development) Income Limits.

There is a need for higher paying jobs for people with only some college experience or an Associate's Degree. The only higher education opportunities in the region is an associate education or trade school through Snow College. The cost and time taken to go through school allows for an individual to make only \$2,803 more a year than a person that enters the labor force right after high school graduation, yet 41% of the population have only an Associate's degree. This may also be why there is a high unemployment rate for individuals with only a HS education or less (also 41% of population). People with an Associate's degree are filling positions normally filled by people with only a HS education or less.

Overall there is a need for more employment for low-income individuals with less skills requiring formal education, and for those with Associate's level of education.

Efforts

The Six County CDBG program does not include economic development as a primary focus in the regional rating and ranking policies. Although projects that create or retain full-time workers can score up to eight points for creating twenty-five or more jobs. For more details about this policy please see Appendix VI.

SCAOG Economic Development Department does create an annual Comprehensive Economic Development Strategy report. These offices also operate a regional Revolving Loan Fund (RLF) which provides no-interest loans to small businesses.

The following goals are from the 2014 report:

- Develop and maintain a positive environment for economic development.
- Conduct and support a reliable and integrated planning in cooperation with all agencies.
- Assist in expansion and retention of local business and establish industry that will increase family sustaining employment opportunities.
- Encourage and identify opportunities to develop more efficient use of natural resources.
- Assist minority and ethnic populations in achieving their economic development goals and objectives.

Goals & Objectives

Six County AOG **Housing Services** has programs for homeowner housing and homeowner rehabilitation. They construct new Self-Help homes, with a contribution of about \$10,000 per family. They do about seven rehabilitation projects a year with their CDBG housing set-aside. SCAOG housing is working with an agency to get funding for a multi-family unit. These units would have set-asides for homeless, non-homeless people with disabilities and the elderly. Each of the units would be for low income and it is planned to use CDBG funds for these units. The Housing Services Department also operates Six County Community Housing, a non-profit group. They are planning to build forty-nine low-income rental units.

Homelessness and homeless prevention programs are ran by Six County **Community Assistance**. They plan to assist about 66 people tenant-based rental assistance/rapid rehousing a year and assist 80 people with a payment for one hotel night. Community Assistance would like to expand their program and keep more data but are unable because the HUD definition of homelessness does not adequately fit rural areas.

Goal Outcome Indicator	Quantity	Unit of Measurement
Homeowner housing added	36	Household Housing Unit
Homeowner housing rehabilitated	60	Household Housing Unit
Tenant-based rental assistance/Rapid rehousing	330	Households Assisted
Homeless person overnight shelter (hotel vouchers)	400	Persons Assisted

Five year goals for the number of households supported through:		Five year goals for the number of households to be supported :	
Rental assistance	n/a	Homeless,	n/a
The production of new units	36	Non-Homeless	n/a
Rehab of existing units	35	Special Needs	n/a
Acquisition of existing units	0	Total	--
Total	71		

Allocation priorities

This section will describe our general allocation priorities for the next five years. A list of specific plans for municipalities will also be provided. Our allocation priorities are meant to encourage new applicants to apply in order to assist all communities in the region as much as possible.

Communities were asked why they did not apply for CDBG funding, and many noted that they felt like they had less chance to be granted because they were not implementing a housing project. SCAOG will encourage communities who are non-regular grantees or who have never been funded to apply for CDBG funding. This will be achieved by lowering the weight given to housing projects in the ranking system. The desired outcome will be to make housing, facility, and infrastructure projects equally competitive. The following communities have not been funded within the past five years or have never been funded (Table 5.1):

Not funded within past 5-years	Never Funded
<ul style="list-style-type: none"> • Annabella • Centerfield • Elsinore • Eureka • Fairview • Gunnison • Hanksville • Joseph • Kanosh • Koosharem • Manti • Monroe • Piute County • Sanpete County • Scipio • Wales • Wayne County 	<ul style="list-style-type: none"> • Aurora • Bicknell • Central Valley • Circleville • Delta • Fillmore • Fountain Green • Glenwood • Holden • Junction • Kingston • Leamington • Lyman • Lynndyl • Mayfield • Meadow • Moroni • Oak City • Redmond • Rocky Ridge • Salina • Sevier County • Sigurd • Spring City • Sterling • Torrey

All communities are invited to apply in the next five years. For an up-to-date Capital Improvements list please visit www.sixcountyplanning.com. Look for it under the CDBG drop-down menu. The following is a brief overview of funding priorities provided by the communities (Table 5.2).

Municipality	Priority
Annabella	Road; drainage
Aurora	Parks and recreation; fire station addition
Bicknell	Roads, Town Hall Renovations
Centerfield	Water
Central Valley	Water (source protection); streets
Circleville	Facilities, roads; Park Improvement—public restroom
Delta City	Fire Station, Airport
Ephraim	Tunnel for water transmission and new well
Eureka	Water/sewer
Fayette	Roads, Housing, clean up water-source vandalism
Fillmore	Water
Fountain Green	Park Restrooms, Main Street Improvements (fix broken sidewalks, possible ADA project)
Glenwood	Roads, local dam improvements/flood retention
Gunnison	Swimming Pool, ADA access to city hall
Hanksville	Roads, Splash Pad
Hinckley	Fairgrounds
Holden	Road Project
Joseph	Road/street improvements
Juab County	Housing Rehab
Junction	Water
Kanosh	Town Hall Renovation, Water: Culinary water project
Kingston	Facilities, roads, water/sewer
Koosharem	Water
Leamington	Roof Damages on community buildings
Levan	Water, Sidewalk ADA accessible, Fiber Optics
Loa	Snow Plow, Fire Truck
Lyman Town	sidewalk improvement
Lynndyl	Town Hall, Fire Station, Community Center
Manti	Road Improvements, water

Marysvale	Roads, facilities, drainage
Mayfield	ADA sidewalk update; Roads Project
Mona	Water
Monroe	Road/street improvements
Moroni	Road resurfacing project, water system generators, pump house building
Mount Pleasant	Public Housing Rehab
Nephi	ADA improvements to public buildings; drainage
Oak City	Water, Roads
Redmond	Park improvements; water/sewer; sidewalks, curb and gutter
Scipio	Water, Roads
Sevier County	Elsinore addition Rehab
Sigurd	Road, park
Spring City	water
Sterling	Roads, Water
Torrey	Water, Roads

SCAOG Administration – The SCAOG Planning Department receives a set-aside for administration of the CDBG program in the Six County region. These funds are prioritized because of administrative requirements necessary to obtain CDBG funding. These include but are not limited to: 1) Developing and publishing the Six County Consolidated Plan; 2) Providing technical assistance to counties, communities, and other project applicants in qualifying for CDBG funding through application preparation, submission, and other support.

SCAOG Housing Rehab - For the upcoming five-years, funding for housing rehabilitation will be a top priority. This is largely due to the waiting list of low-income applicants seeking housing rehabilitation through the SCAOG’s Weatherization Program. Recent funding cuts have increased the need for supplemental funding to help meet this demand. As a result a set-aside for CDBG funds will be continued. This project is being prioritized because of its provision for providing adequate affordable housing to the region’s low-income population. There will be a primary focus on improvements to unincorporated communities, specifically the Elsinore addition in Sevier County.

Expected Resources

Annual Allocation	\$500,000
Program Income	\$0
Prior Years Resources	\$0
Total	\$500,000

SCAOG - Annual allocation of resources to support programs administered by the SCAOG total over \$4 million. These include federal, state, and local dollars. These funds are utilized to enhance the quality of life among the citizens of the Six County region. However, for purposes related to the Consolidated Plan, approximately \$1.7 million is directly associated with support services for the low income. Funding from state and federal sources is very specific in purpose. As it relates to the goals and objectives of the CDBG program, the following provide services that benefit the low and moderate income as it relates to affordable housing, community development and other viable services. These include programs for HEAT assistance, rental assistance, home weatherization and rehabilitation, and CDBG.

- **SCAOG Community Assistance** – Received just over \$500,000 last year for critical needs, rental assistance, heat assistance, home repairs, and like programs.
- **SCAOG Housing Services** – Received over \$1,000,000 for weatherization, CROWN home program, Self Help Program, HOME and CDBG rehabilitation. Note – HOME and CDBG provided close to \$150,000 for home rehabilitation.
- **SCAOG Planning** - Received \$50,000 for CDBG administration.

State CDBG Allocation to the Six County Region- Every year about \$500,000 is allocated to the Six County region for CDBG projects (Table 5.3). Administration of the grant program is allocated \$50,000, and about \$100,000 is allocated towards housing rehabilitation through SCAOG Housing Services. This leaves \$350,000 on average for other projects. These amounts are expected to remain the same in the next five years. Please see Table 5.4 for exact allocated amounts from 2009-2014.

2009-2014 Funding Allocation	2009	\$532,000
	2010	\$788,565
	2011	\$542,691
	2012	\$576,117
	2013	\$529,960
	2014	\$517,809

Method of Distribution

The following is the criteria that Six County AOG holds for selecting applications:

- Capacity to carry out the grant
- Job creation
- LMI housing stock
- Affordable Housing Plan
- Extent of Poverty
- Local Funds
- Leveraged funds
- Project Maturity
- Overall project impact for the region
- Applicant has not had any project funded in previous years
- Jurisdiction's project priority
- Quality growth principles
- Infrastructure development/improvement
- Jurisdiction property tax rate

Special emphasis has been placed on housing projects in the past, but a revamp was made in 2014 and a few new additions will be made in the next five years to change the emphasis of allocation to community infrastructure projects instead. For a copy of the SCAOG CDBG Rating and Ranking Policies and Procedures, please see Appendix VI.

Potential applicants may access the application manuals or other materials describing the application criteria by visiting the Six County Association of Governments offices located at 250 North Main, Richfield, Utah, Suite B-08. They may also go to the SCAOG web site: www.sixcountyplanning.com. From this site there are links to State of Utah CDBG website and web-grant. There is also a "low-moderate-income" (LMI) calculator applicants can use to help determine project survey requirements. For general information about the CDBG Program and application criteria, contact CDBG Manager, Chelsea Bakaitis, at (435) 893-0714. Every county and community within the Six County Region are mailed letters two to four weeks before the How-To-Apply CDBG Workshop. A public notice is also posted in the local papers about the opening up of the application process.

A formal letter outlining the CDBG process is sent to each county commission and each mayor. It is planned to invite non-profit agencies to apply as well in future application periods. This letter also explains CDBG eligibility criteria and encourages participation in the How-to-Apply Workshops. Outreach is also provided by word of mouth from partnership associates working

with local communities such as SBDC, Snow College, USU Extension, SCAOG, Technical Committee, and others.

The process that an applicant must go through to be successful in receiving CDBG funding is explained in detail at the How-to-Apply Workshop. This is a mandated training with two sessions offered at different times. If there are scheduling conflicts, potential applicants may attend this workshop in another region. In addition SCAOG staff are available to discuss in detail the CDBG program, criteria, and application requirements.

Through an outreach effort communities are notified of CDBG funding availability. Potential applicants are required to attend a How-to-Apply Workshop. They must then select a qualified project (explained in the workshop), make sure project benefits 51% low and moderate income (requires a survey in most cases), complete application, have a public hearing, and submit application utilizing Web-Grants. The project is then rated and ranked by the Executive Committee. Projects are prioritized for funding and awarded based on available resources. Both successful and non-successful applicants are notified as to the results. Successful applicants then work with a State CDBG representative through project logistics and funding.

Six County CDBG program follows the state minimum funding requirement of \$30,000 per project and the maximum is limited by the annual allocation. At a minimum \$50,000 is allocated for administration of the Six County CDBG program. This amount must also not be more than 15% of the total allocation. This amount is subtracted from the total amount of funding given to the region. Six County Housing also receives \$100,000 of the funding for housing and rehab projects. The remaining amount after Six County administration costs are allocated on a competitive basis. No more than 50% of the net allocation will be awarded to any one applicant in order to encourage multiple projects and local match. Although this policy may be eliminated by a vote of the Executive board. More detail about the allocation process may be found in the Six County AOG CDBG Policies in Appendix VI.

This method of distribution is meant to assist primarily jurisdictions in infrastructure and housing projects. There is a housing set-aside to the Six County Housing Services so that communities who do not receive CDBG funding may also seek financial help from them.

Barriers to Affordable Housing

An assessment was given to the Public Housing Agencies in the region. Many of them noted supply problems as the main barrier to affordable housing. This is often due to the lack of interest or resources to build affordable housing.

The Ephraim Housing Authority noted that there are enough rentals in the city but not enough homes for people of low or very-low income. This is because of the city's growth and zoning policies in that there is a lack of space for smaller lots. The program is looking to expand the program for individuals who can only afford homes within the \$80,000-\$90,000 range. The city's housing authority primarily sells homes around \$170,000.

Mount Pleasant officials noted that the main barrier to affordable housing is the lack of private interest in building low-income housing and lack of funding opportunities for the local government. The main impediment for Hispanic families using Mount Pleasant Public Housing is that low-income housing in Mount Pleasant is too small to serve the needs of families with children

In an interview with **New Horizons Crisis Center**, it was brought up that a main barrier to housing is that there is no Section 8 housing available to the public at large. The only Section 8 housing is offered through the Paiute Housing Authority and is available only for people who are officials members of a tribe. Another barrier noted is that most affordable housing units do not allow persons with felonies to rent.

The Paiute Indian Tribe of Utah has indicated that many of the people they work with lack financial education and so have poor credit. Although they may have enough income to buy a home, it is difficult for them to secure a mortgage because they cannot prove financial security. This may also be a problem for the general population.

Public Officials and service agencies did not note in our consultations any particular public policies that provided a barrier to affordable housing. Although there have been informal barriers placed. For example when the Paiute HA first began acquiring land in a community for a housing project, the city council banned them from buying any lots or homes next to any other property or homes they owned. This may have been considered illegal as this could be a case racial discrimination in administering land ownership.

Other communities have barred low-income housing from being built or updated through political means. Instead trailer parks and manufactured housing communities are set-up in unincorporated county land outside these communities. Some of these areas have turned into slum and blight, and are inhabited by people with extremely-low income. The Elsinore addition

in Sevier County is an unincorporated area where some residents lack dependable plumbing and electricity. Some of the homes also have all dirt floors.

For a more detailed list of other barriers in the region use Table 5.5 as a reference. It identifies barriers and describes strategies that can help remove the negative effects of public policies that serve as barriers to affordable housing.

Table 5.5: Barriers and Strategies to Affordable Housing	
Barriers	Strategies
Low Median Income	Develop business and industry that provides family sustaining employment. Support county economic development offices and professional staff.
Affordable Land	Use CDBG money to assist with the purchase of land that can be used for low-income housing projects. Partner with local communities asking for flexibility on impact fees for low income housing.
Building Material Prices	Partner with a Home Center to receive discounts for low income families based upon the volume of business that low income families along with our other housing programs will bring to their business.
Income Guidelines	Work with state agencies to demonstrate the income guidelines are too low. People with income slightly above the income guidelines still cannot afford housing and need assistance.
Insufficient Subsidized Housing	Partner with another agency in building a multi-family housing unit in our more densely populated areas that will provide subsidized housing units.
Land availability	Encourage local governments to plan ahead and budget for growth and diminishing resources. Assist local governments in seeking low-interest loans and/or grants to reduce development costs.
Planning Training	Provide municipalities with training to inform them of zoning and policy issues that serve as barriers to affordable housing.

Other

Home Management

There are several groups within the Six County region that encourage public housing residents, or individuals of low-moderate income to become more involved in management and participate in homeownership.

The Main Street Committee of Mount Pleasant has a sub-committee dedicated to examining housing needs. Along with operating public housing in the town, they also find ways to help fund individuals to update their dilapidated trailers to a manufactured home standard. This is not specifically reaching out to the people in their public housing units, but it is helpful to other low-moderate income groups.

Although not a program specifically targeting public housing residents, the cities of Nephi and Ephraim housing agencies give home ownership assistance. Nephi provides home rehabilitation, which encourages citizens to buy homes as they have a resource to help them maintain the home. Ephraim's Housing Authority program is focused around encouraging people with low-moderate incomes to buy homes through Rural Development loans.

Consumer Education classes explaining finance, mortgages, and ownership of a home are provided to any individual who is a member of a Native Tribe by the Paiute Housing Authority.

Lead Based Paint

This program provides resources to train and certify technicians in identifying and eliminating the hazards of lead based paint utilizing high tech equipment which is also provided. Currently the SCAOG does not provide fee for service in this area but does test each home serviced through weatherization and home rehab.

Staff of the SCAOG will test client homes for lead that was constructed prior to 1978. If lead-based paint is found in a home or on a surface that will be disturbed, then lead safe work practices must be used by anyone certified to do the work. A pamphlet titled "Protect Your Family From Lead in Your Home" is handed out to any pre- 1978 home no matter if lead is found or not. The certified staff from the SCAOG does not make these services available to the public due to time constraints in doing complete inspections.

Until more resources are made available along with addressing liability issues of those providing the service, the opportunity for the Region to actively participate is limited. The current practice of testing SCAOG housing clients will be continued.

Coordination

The SCAOG will continue to work with the regional Service Provider's Council by attending monthly Council meetings. The SCAOG Community Assistance Department will likewise work with public and private entities to coordinate critical needs of citizens within the Six County area. The SCAOG Housing Services Department will coordinate outreach to the public and provide affordable housing opportunities to qualified individuals. The SCAOG Planning Department will discuss housing needs with communities during their annual visit and assessment.

Protected Classes

Race, Ethnicity and National Origin

According to the 2008-2012 American Community Survey it is estimated that **10,540 individuals identify as white only. The largest racial minority are Hispanics.** There are approximately **5,478 Hispanics** in the region. They make up about **8% of the regional population.** For a breakdown by county see Table 6.1. According to the 2009-2013 ACS there are estimated to be about **3,048 foreign born**, which is about **0.04% of the total population.**

	Juab	Millard	Piute	Sanpete	Sevier	Wayne
RACE & ETHNICITY						
One race	99%	99%	99%	99%	99%	100%
White	97%	94%	97%	92%	95%	98%
Black or African American	0%	1%	0%	1%	1%	1%
American Indian	1%	1%	0%	1%	1%	1%
Asian	0%	0%	0%	1%	0%	0%
Native Hawaiian/ Pacific Islander	0%	0%	0%	1%	0%	0%
Some other race	0%	3%	2%	4%	1%	0%
Two or more races	1%	1%	1%	1%	1%	0%
Hispanic or Latino origin (of any race)	4%	13%	8%	9%	5%	4%
White alone, not Hispanic or Latino	94%	85%	92%	87%	93%	94%

Sources: U.S. Census Bureau, 2008-2012 American Community Survey

There have been no recent reported incidences of race, ethnicity and national origin impacting ability to find adequate housing. The Denver FHEO was unable to be contacted for information on any complaints received at their offices. Even so in correspondence with the housing agency of Mount Pleasant, they noted that they would be surprised if there had been no housing discrimination towards Hispanics, either directly or inadvertently. They attributed this primarily to language barriers. Although anecdotal, it is important to also include that our own planning director, who is Native American, has felt discriminated when he tried to find a bank to finance his home. His daughter who is also Native American and her son who is Puerto-Rican American also reported difficulty in buying a home. Although these incidences happened several years ago, it is likely that these are not isolated cases.

Familial status

There are 2,738 single parent households in the region and they make up about 12% of the total number of households. There are 9,280 households with children under 18 years old and they make up about 39% of the total number of households. There are 1,875 households with four or

more children. This is 8% of the total number of households. For a breakdown by county please see Table 6.2.

Table 6.2	Juab	Millard	Piute	Sanpete	Sevier	Wayne
Total:	3,093	4,201	576	7,952	7,094	1,059
Family households:	2,494	3,262	425	6,100	5,482	738
Husband-wife family:	2,118	2,846	375	5,178	4,637	648
With four or more children under 18 years	281	268	35	611	405	51
Male householder, no wife present:	103	150	18	278	278	27
With four or more children under 18 years	5	16	1	26	7	2
Female householder, no husband present:	273	266	32	644	567	63
With four or more children under 18 years	43	23	2	56	35	5
Nonfamily households:	599	939	151	1,852	1,612	321
With four or more children under 18 years	0	0	0	2	1	0

Source: U.S. Census 2010

Age

There are 10,291 elderly (over 65) in region, this makes up about 13% of the population. There are 19,636 youths (under 15) in the region, and this makes up about 26% of the population. The dependency ratio is 65. This means that hypothetically for every group of one-hundred there will be sixty-five people who do not work. This includes people who are younger than 15 years or older than 64 years. *(Source: American Community Survey 5-Year Estimates 2009-2013)*

Sex

Females make up 48% of the population and males make up 52% of the population. This percentage is not statistically different from the normal 1:1 ratio of sexes. *(Source: American Community Survey 5-Year Estimates 2009-2013)*

Disability

There are 8,224 disabled individuals. This makes up about 11% of the total population. *(Source: American Community Survey 5-Year Estimates 2009-2013)*

According to a State of Utah Division of Aging and Adult Services POMP survey indicated that up to 20% of seniors in the area responded that they had to choose between food, rent, and

medication. In an interview with Raylynne Cooper, owner of Serenity Springs Senior Care, it was noted that overall there is a lack of affordable housing for the elderly and disabled in Wayne County. In correspondence with other service providers, there is a need for low-income housing for the elderly and disabled. Six County is not aware of any discrimination based on disability impacting the ability of an individual to find adequate housing.

Homeless

Data regarding homelessness in the region is difficult to collect. According to the Annual Report on Poverty in Utah 2013 by Community Action Partnership of Utah, five of the six counties in the region have 0.0% homelessness. Sevier is the only county with available data. There are estimated to be about 230 homeless people at any given time, making up 1.11% of the population.

Six County Community Assistance does not have data on the HUD definition of homelessness. Even so, in 2014 the department provided eighty hotel vouchers and assisted fifty-nine different households with down-payment assistance. Six individuals were provided with permanent assistance in finding a home.

New Horizon's Crisis Center is the only organization currently providing temporary housing for the homeless. The Center assists homeless women and has two rooms available for up to six months. These rooms together can hold several people. Various church groups sometimes provide hotel vouchers or transportation up north (Provo or SLC) to an adequate shelter program. This assistance is usually given to stranded travelers. One Way Ministries operated a homeless shelter that provided one to three days of temporary shelter. The shelter closed at the end of summer 2014 due to lack of funding and trained personnel.

Veterans

The Six County region has the American Legion, the Veterans of Foreign Wars (VFW), and the Disabled American Veterans (DAV) as service provider and support groups. Six County Volunteer Services also operates a transportation bus to bring veterans to the hospital. Volunteer Services was contacted and they noted that veterans have problems with finding employment. There is a need for further education and training to assist unemployed veterans find adequate work. Transportation to the Veteran's Affairs (VA) Hospital is a problem for some, but most of the region is covered by a transit-bus sponsored by the AOG, or the St. George Veteran's Center. Many veterans go to a local legion for help to pay their utility bills or repair homes. There was no indication of a large housing need for veterans, although some have contacted the agencies for help in other areas.

Fair Housing and Affordability

Barriers to fair housing choice in the region are more issues of lifestyle and the lack of consumer education opportunities. There is no Section 8 housing in the Six County Region (other than through the Paiute Housing Authority for tribal members only), and most affordable housing units do not allow persons with felonies to rent.

The Paiute Indian Tribe of Utah has indicated that certain tribal members have faced some prejudice from banks in trying to secure home mortgages in the Six County region. The lack of financial education has also caused bad credit with some of the tribal members. This has barred them from securing a mortgage because they cannot prove financial security, although they may be making enough income to pay for a home (Correspondence with Jack Sawyer, Paiute HA official, 12/9/14). This may also be a problem for the general population.

There are no reported barriers in the zoning ordinances or building standards from the forty-nine communities of the region. Although there are no official ordinances or standards against certain types of affordable housing, municipalities may intimidate affordable housing groups. For example when the Paiute Housing Authority first began acquiring land in a community for their housing projects the city council banned them from buying any lots or homes next to any other property or homes they owned.

Other communities have stopped trailer parks, manufactured homes, and other low-income housing from being built or updated through political means. Instead these housing units are set-up in unincorporated county land. Some of these areas have turned into slum and blight. The Elsinore addition in Sevier County is an unincorporated area where some residents lack dependable plumbing and electricity. Some of the homes also have all dirt floors. There are subtle barriers to affordable housing in the region.

Appendix I

Communities Served

All communities and counties in the Six Counties are eligible for assistance through our program. If the project is community-wide the jurisdiction must be able to prove that 51% or more of their citizens are low-moderate income. In order to figure out if they are eligible or not they must administer an income survey. Guidelines for administration of the survey can be found in the Annual CDBG Application Policies and Procedures Manual.

Juab	Millard	Piute	Sanpete	Sevier	Wayne
<ul style="list-style-type: none"> • Eureka • Levan • Mona • Nephi • Rocky Ridge 	<ul style="list-style-type: none"> • Delta • Fillmore • Hinckley • Holden • Kanosh • Leamington • Lynndyl • Meadow • Oak City • Scipio 	<ul style="list-style-type: none"> • Circleville • Junction • Kingston • Marysvale 	<ul style="list-style-type: none"> • Centerfield • Ephraim • Fairview • Fayette • Fountain Green • Gunnison • Manti • Mayfield • Moroni • Mount Pleasant • Spring City • Sterling • Wales 	<ul style="list-style-type: none"> • Annabella • Aurora • Central Valley • Elsinore • Glenwood • Joseph • Koosharem • Monroe • Redmond • Richfield • Salina • Sigurd 	<ul style="list-style-type: none"> • Bicknell • Hanksville • Loa • Lyman • Torrey

Appendix II

Previously Approved Projects

<i>CDBG Sub-Grantees</i>		
<u><i>Town</i></u>	<u><i>Project</i></u>	<u><i>Funds Spent</i></u>
<i>Contract Year 2009</i>		
<i>Richfield</i>	<i>Food Bank</i>	<i>\$250,000</i>
<i>Manti</i>	<i>Elevator for Community Center</i>	<i>\$110,000</i>
<i>Sanpete County</i>	<i>Economic Development</i>	<i>\$45,000</i>
<i>Wayne County</i>	<i>Economic Development</i>	<i>\$43,000</i>
<i>SCAOG</i>	<i>Administration and Planning</i>	<i>\$76,000</i>
<i>SCAOG</i>	<i>Rating and Ranking</i>	<i>\$6,000</i>
<i>Contract Year 2010</i>		
<i>Hanksville</i>	<i>Acquisition of Motel for Rehab</i>	<i>\$310,565</i>
<i>Nephi</i>	<i>Single Family Housing Rehab</i>	<i>\$107,000</i>
<i>Millard County</i>	<i>Ambulance Building</i>	<i>\$195,000</i>
<i>SCAOG</i>	<i>Administration and Planning</i>	<i>\$76,000</i>
<i>SCAOG</i>	<i>Housing Rehab</i>	<i>\$96,138</i>
<i>Contract Year 2011</i>		
<i>Ephraim</i>	<i>Land Acquisition for LMI Housing</i>	<i>\$180,000</i>
<i>Ephraim</i>	<i>Sewer</i>	<i>\$186,691</i>
<i>SCAOG</i>	<i>Administration and Planning</i>	<i>\$76,000</i>
<i>SCAOG</i>	<i>Housing Rehab</i>	<i>\$100,000</i>
<i>Contract Year 2012</i>		
<i>Mt. Pleasant</i>	<i>Housing Rehab</i>	<i>\$199,000</i>
<i>Mona</i>	<i>Sewer Lateral</i>	<i>\$135,000</i>
<i>Nephi</i>	<i>Single Family Housing Rehab</i>	<i>\$66,117</i>
<i>SCAOG</i>	<i>Administration and Planning</i>	<i>\$50,000</i>
<i>SCAOG</i>	<i>Housing Rehab</i>	<i>\$99,803</i>
<i>Contract Year 2013</i>		
<i>Richfield</i>	<i>Land Acquisition for LMI Housing</i>	<i>\$189,980</i>
<i>Mt. Pleasant</i>	<i>Housing Rehab</i>	<i>\$135,300</i>
<i>Nephi</i>	<i>Single Family Housing Rehab</i>	<i>\$54,680</i>
<i>SCAOG</i>	<i>Administration and Planning</i>	<i>\$50,000</i>
<i>SCAOG</i>	<i>Housing Rehab</i>	<i>\$100,000</i>
<i>Contract Year 2014</i>		
<i>Marysvale Town</i>	<i>Culinary Water Meter Replacement</i>	<i>\$77,800</i>
<i>Fayette Town</i>	<i>Water System Update Water Meters</i>	<i>\$146,850</i>
<i>Hinckley Town</i>	<i>Town Sewer Improvement</i>	<i>\$45,159</i>
<i>Nephi City</i>	<i>Single Family Housing Rehab</i>	<i>\$45,159</i>
<i>SCAOG</i>	<i>Administration and Planning</i>	<i>\$50,000</i>
<i>SCAOG</i>	<i>Housing Rehab</i>	<i>\$100,000</i>

<i>CDBG Sub-Grantees</i>		
<u><i>Town</i></u>	<u><i>Project</i></u>	<u><i>Funds Spent</i></u>
<i>Contract Year 2009</i>		
<i>Richfield</i>	<i>Food Bank</i>	<i>\$250,000</i>
<i>Manti</i>	<i>Elevator for Community Center</i>	<i>\$110,000</i>
<i>Sanpete County</i>	<i>Economic Development</i>	<i>\$45,000</i>
<i>Wayne County</i>	<i>Economic Development</i>	<i>\$43,000</i>
<i>SCAOG</i>	<i>Administration and Planning</i>	<i>\$76,000</i>
<i>SCAOG</i>	<i>Rating and Ranking</i>	<i>\$6,000</i>
<i>Contract Year 2010</i>		
<i>Hanksville</i>	<i>Acquisition of Motel for Rehab</i>	<i>\$310,565</i>
<i>Nephi</i>	<i>Single Family Housing Rehab</i>	<i>\$107,000</i>
<i>Millard County</i>	<i>Ambulance Building</i>	<i>\$195,000</i>
<i>SCAOG</i>	<i>Administration and Planning</i>	<i>\$76,000</i>
<i>SCAOG</i>	<i>Housing Rehab</i>	<i>\$96,138</i>
<i>Contract Year 2011</i>		
<i>Ephraim</i>	<i>Land Acquisition for LMI Housing</i>	<i>\$180,000</i>
<i>Ephraim</i>	<i>Sewer</i>	<i>\$186,691</i>
<i>SCAOG</i>	<i>Administration and Planning</i>	<i>\$76,000</i>
<i>SCAOG</i>	<i>Housing Rehab</i>	<i>\$100,000</i>
<i>Contract Year 2012</i>		
<i>Mt. Pleasant</i>	<i>Housing Rehab</i>	<i>\$199,000</i>
<i>Mona</i>	<i>Sewer Lateral</i>	<i>\$135,000</i>
<i>Nephi</i>	<i>Single Family Housing Rehab</i>	<i>\$66,117</i>
<i>SCAOG</i>	<i>Administration and Planning</i>	<i>\$50,000</i>
<i>SCAOG</i>	<i>Housing Rehab</i>	<i>\$99,803</i>
<i>Contract Year 2013</i>		
<i>Richfield</i>	<i>Land Acquisition for LMI Housing</i>	<i>\$189,980</i>
<i>Mt. Pleasant</i>	<i>Housing Rehab</i>	<i>\$135,300</i>
<i>Nephi</i>	<i>Single Family Housing Rehab</i>	<i>\$54,680</i>
<i>SCAOG</i>	<i>Administration and Planning</i>	<i>\$50,000</i>
<i>SCAOG</i>	<i>Housing Rehab</i>	<i>\$100,000</i>
<i>Contract Year 2014</i>		
<i>Marysvale Town</i>	<i>Culinary Water Meter Replacement</i>	<i>\$77,800</i>
<i>Fayette Town</i>	<i>Water System Update Water Meters</i>	<i>\$146,850</i>
<i>Hinckley Town</i>	<i>Town Sewer Improvement</i>	<i>\$45,159</i>
<i>Nephi City</i>	<i>Single Family Housing Rehab</i>	<i>\$45,159</i>
<i>SCAOG</i>	<i>Administration and Planning</i>	<i>\$50,000</i>
<i>SCAOG</i>	<i>Housing Rehab</i>	<i>\$100,000</i>

Housing Services Assistance

<u>Town</u>	<u>County</u>	<u>Funds Spent</u>	<u>Start</u>	<u>Completion</u>
Contract Year 2011				
<i>Fayette</i>	<i>Sanpete</i>	\$ 10,000.00	8/5/2010	12/5/2010
<i>Mt. Pleasant</i>	<i>Sanpete</i>	\$ 4,696.46	8/20/2010	9/5/2010
<i>Ephraim</i>	<i>Sanpete</i>	\$ 4,501.00	9/10/2010	9/30/2010
<i>Ephraim</i>	<i>Sanpete</i>	\$ 9,487.28	10/1/2010	11/15/2010
<i>Richfield</i>	<i>Sevier</i>	\$ 8,868.27	10/11/2010	11/20/2010
<i>Scipio</i>	<i>Millard</i>	\$ 9,870.00	11/2/2010	11/30/2010
<i>Fillmore</i>	<i>Millard</i>	\$ 3,625.00	11/10/2010	11/25/2010
<i>Elsinore</i>	<i>Sevier</i>	\$ 5,380.54	11/29/2010	12/23/2010
<i>Venice</i>	<i>Sevier</i>	\$ 6,249.50	12/1/2010	12/20/2010
<i>Monroe</i>	<i>Sevier</i>	\$ 2,740.00	9/23/2010	11/2/2010
<i>Richfield</i>	<i>Sevier</i>	\$ 750.00	11/8/2010	11/16/2010
Contract Year 2012				
<i>Fountain Green</i>	<i>Sanpete</i>	\$ 10,000.00	11/5/2011	1/5/2012
<i>Salina</i>	<i>Sevier</i>	\$ 5,000.00	12/20/2011	5/4/2012
<i>Centerfield</i>	<i>Sanpete</i>	\$ 7,254.50	8/20/2011	9/30/2011
<i>Salina</i>	<i>Sevier</i>	\$ 5,794.58	8/15/2011	9/15/2011
<i>Nephi</i>	<i>Juab</i>	\$ 3,682.80	10/23/2011	11/10/2011
<i>Ephraim</i>	<i>Sanpete</i>	\$ 1,470.00	11/17/2011	11/30/2011
<i>Ephraim</i>	<i>Sanpete</i>	\$ 1,125.00	11/5/2011	11/19/2011
<i>Richfield</i>	<i>Sevier</i>	\$ 9,514.54	12/10/2011	1/3/2012
<i>Salina</i>	<i>Sevier</i>	\$ 7,794.23	1/13/2012	2/25/2012
<i>Hinckley</i>	<i>Millard</i>	\$ 4,970.50	2/5/2012	3/3/2012
<i>Levan</i>	<i>Juab</i>	\$ 3,700.00	2/17/2012	3/30/2012
<i>Manti</i>	<i>Sanpete</i>	\$ 9,639.85	3/5/2012	5/6/2012
Contract Year 2013				
<i>Elsinore</i>	<i>Sevier</i>	\$ 10,000.00	9/1/2012	11/21/2012
<i>Redmond</i>	<i>Sevier</i>	\$ 6,156.92	10/5/2012	11/29/2012
<i>Burrville</i>	<i>Sevier</i>	\$ 10,000.00	9/28/2012	11/3/2012
<i>Monroe</i>	<i>Sevier</i>	\$ 2,520.00	10/9/2012	10/19/2012
<i>Fairview</i>	<i>Sanpete</i>	\$ 7,640.00	10/23/2012	11/19/2012
<i>Elsinore</i>	<i>Sevier</i>	\$ 3,047.00	11/30/2012	12/15/2012
<i>Richfield</i>	<i>Sevier</i>	\$ 7,200.00	1/9/2013	2/5/2013
<i>Salina</i>	<i>Sevier</i>	\$ 7,000.00	1/15/2013	2/23/2013
<i>Elsinore</i>	<i>Sevier</i>	\$ 5,389.45	4/2/2013	4/23/2013
<i>Gunnison</i>	<i>Sanpete</i>	\$ 9,600.00	4/9/2013	5/12/2013
<i>Nephi</i>	<i>Juab</i>	\$ 1,250.00	5/1/2013	5/30/2013
Contract Year 2014				
<i>Richfield</i>	<i>Sevier</i>	\$ 5,000.00	8/1/2013	9/25/2013

<i>Fillmore</i>	<i>Millard</i>	\$ 8,830.80	10/15/2013	12/20/2013
<i>Chester</i>	<i>Sanpete</i>	\$ 5,000.00	9/5/2013	5/12/2014
<i>Elsinore</i>	<i>Sevier</i>	\$ 8,360.98	10/12/2013	11/8/2013
<i>Richfield</i>	<i>Sevier</i>	\$ 5,746.96	11/20/2013	12/13/2013
<i>Moroni</i>	<i>Sanpete</i>	\$ 7,443.78	1/7/2014	4/10/2014
<i>Aurora</i>	<i>Sevier</i>	\$ 10,000.00	1/15/2014	3/5/2014
<i>Elsinore</i>	<i>Sevier</i>	\$ 9,973.32	4/2/2014	5/25/2014
<i>Richfield</i>	<i>Sevier</i>	\$ 3,712.80	4/27/2014	5/15/2014
<i>Salina</i>	<i>Sevier</i>	\$ 6,031.37	4/29/2014	5/17/2014



SIX COUNTY ASSOCIATION OF GOVERNMENTS

Sevier County Administration Building
 250 North Main
 Richfield, Utah 84701
 Telephone: (435) 893-0700
 Fax: (435) 893-0701

OFFICE OF EXECUTIVE DIRECTOR
 PLANNING AND COMMUNITY DEVELOPMENT
 AGING/HUMAN SERVICES
 ADMINISTRATIVE SERVICES
 ECONOMIC DEVELOPMENT DISTRICT

Section I - Contact Information

_____ Entity [] Juab
[] Millard
[] Piute
 _____ Street Address (Physical Location) [] Sanpete
[] Sevier
[] Wayne
[] Region

Phone Number (435) _____ FAX (435) _____

Web Page Address _____

Email: _____

Person Completing Assessment _____ Title _____

Section II – Capital Improvements and Equipment Needs

Capital Improvements –include infrastructure development such as water, sewer, parks, streets, recreation, community centers, equipment, and other public facility development. The 2016 Capital Improvement Lists for your area of jurisdiction can be view at: www.sixcounty.com

1. SCAOG staff will update the Capital Improvements list to determine what projects have been completed. Please list those projects that you feel need to be added to the list.

Project Description	Estimated Total Cost	Source Amount			Date For Submission
		CIB	CDBG	Local Other	

2. Please rate the top two priority projects being undertaken by this community in 2015-16

Parks and Recreation; Need for sidewalks; Sewer; Equipment; Water; Streets, curb, and gutter;

Community Buildings; Other _____

3. What project(s) is this community working towards accomplishing in 2015-16?

Priority 1 Project _____

Priority 2 Project _____

Comments: _____

Signature

This assessment has been completed by _____
and the projects here-upon have been approved for additions to the county's capital improvements list.

Signature: _____ Date: _____

Appendix IV

Consultation Forms

1. AOG: SCAOG Employee: Chelsea Bakaitis

2. Name of Agency Consulted: Private Housing Authority - Jack Sawyer Date of Consultation: 12/9/14

3. Agency/Group/Organization Type (Check all that apply)

- | | | |
|--|---|--|
| <input checked="" type="checkbox"/> Housing | <input type="checkbox"/> Services-Children | <input type="checkbox"/> Services-Education |
| <input checked="" type="checkbox"/> PHA | <input type="checkbox"/> Services-Elderly Persons | <input type="checkbox"/> Services-Employment |
| <input type="checkbox"/> Services-Persons with Disabilities | <input type="checkbox"/> Services-Persons with HIV/AIDS | <input type="checkbox"/> Services-Victims of Domestic Violence |
| <input type="checkbox"/> Services-Homeless | <input type="checkbox"/> Services-Health | <input type="checkbox"/> Services-Fair Housing |
| <input type="checkbox"/> Health Agency | <input type="checkbox"/> Child Welfare Agency | <input type="checkbox"/> Civil Leaders |
| <input type="checkbox"/> Publicly funded institution/System of Care* | <input type="checkbox"/> Other government-Federal | <input type="checkbox"/> Other government-State |
| <input type="checkbox"/> Other government-County | <input type="checkbox"/> Other government-Local | <input type="checkbox"/> Grantee Department |
| <input type="checkbox"/> Regional Organization | <input type="checkbox"/> Planning organization | <input type="checkbox"/> Business leaders |
| <input type="checkbox"/> Community Development | <input type="checkbox"/> Private Sector | <input type="checkbox"/> Neighborhood Organization |
| <input type="checkbox"/> Financial Institution | <input type="checkbox"/> Banking/Financing | <input type="checkbox"/> Other: |
| <input type="checkbox"/> Major Employer | <input type="checkbox"/> Foundation | |

*Organizations which may discharge persons into homelessness, such as health care facilities, mental health facilities, foster care and other youth facilities, and corrections programs and institutions.

4. What section of the Plan was addressed by Consultation? (Check all that apply)

- | | | |
|---|--|--|
| <input checked="" type="checkbox"/> Housing Needs Assessment | <input checked="" type="checkbox"/> Public Housing Needs | <input type="checkbox"/> Market Analysis |
| <input type="checkbox"/> Homeless Needs-Chronically homeless | <input type="checkbox"/> Homeless Needs-Families with Children | <input type="checkbox"/> Homelessness Needs-Veterans |
| <input type="checkbox"/> Homelessness Needs-Unaccompanied Youth | <input type="checkbox"/> Homelessness Strategy | <input type="checkbox"/> Non-Homeless Special Needs |
| <input type="checkbox"/> HOPWA Strategy | <input type="checkbox"/> Economic Development | <input type="checkbox"/> Anti-Poverty-Strategy |
| <input type="checkbox"/> Lead-based Paint Strategy | <input type="checkbox"/> Other: | |

5. Briefly describe how the Agency/Group/Organization was consulted?

Phone - learned about project and what they do for Millard and Seven Counties.

6. What are the anticipated outcomes of the consultation of areas for improved coordination?

begin some collaboration to learn housing needs of minorities, as well as barriers to affordable housing for minority groups.

1. AOG: SCAOG Employee: Chelsea Bakaitz

2. Name of Agency Consulted: Private Housing Authority - Jack Sawyer Date of Consultation: 12/9/14

3. Agency/Group/Organization Type (Check all that apply)

- | | | |
|--|---|--|
| <input checked="" type="checkbox"/> Housing | <input type="checkbox"/> Services-Children | <input type="checkbox"/> Services-Education |
| <input checked="" type="checkbox"/> PHA | <input type="checkbox"/> Services-Elderly Persons | <input type="checkbox"/> Services-Employment |
| <input type="checkbox"/> Services-Persons with Disabilities | <input type="checkbox"/> Services-Persons with HIV/AIDS | <input type="checkbox"/> Services-Victims of Domestic Violence |
| <input type="checkbox"/> Services-Homeless | <input type="checkbox"/> Services-Health | <input type="checkbox"/> Services-Fair Housing |
| <input type="checkbox"/> Health Agency | <input type="checkbox"/> Child Welfare Agency | <input type="checkbox"/> Civil Leaders |
| <input type="checkbox"/> Publicly funded institution/System of Care* | <input type="checkbox"/> Other government-Federal | <input type="checkbox"/> Other government-State |
| <input type="checkbox"/> Other government-County | <input type="checkbox"/> Other government-Local | <input type="checkbox"/> Grantee Department |
| <input type="checkbox"/> Regional Organization | <input type="checkbox"/> Planning organization | <input type="checkbox"/> Business leaders |
| <input type="checkbox"/> Community Development | <input type="checkbox"/> Private Sector | <input type="checkbox"/> Neighborhood Organization |
| <input type="checkbox"/> Financial Institution | <input type="checkbox"/> Banking/Financing | <input type="checkbox"/> Other: |
| <input type="checkbox"/> Major Employer | <input type="checkbox"/> Foundation | |

*Organizations which may discharge persons into homelessness, such as health care facilities, mental health facilities, foster care and other youth facilities, and corrections programs and institutions.

4. What section of the Plan was addressed by Consultation? (Check all that apply)

- | | | |
|---|--|--|
| <input checked="" type="checkbox"/> Housing Needs Assessment | <input checked="" type="checkbox"/> Public Housing Needs | <input type="checkbox"/> Market Analysis |
| <input type="checkbox"/> Homeless Needs-Chronically homeless | <input type="checkbox"/> Homeless Needs-Families with Children | <input type="checkbox"/> Homelessness Needs-Veterans |
| <input type="checkbox"/> Homelessness Needs-Unaccompanied Youth | <input type="checkbox"/> Homelessness Strategy | <input type="checkbox"/> Non-Homeless Special Needs |
| <input type="checkbox"/> HOPWA Strategy | <input type="checkbox"/> Economic Development | <input type="checkbox"/> Anti-Poverty-Strategy |
| <input type="checkbox"/> Lead-based Paint Strategy | <input type="checkbox"/> Other: | |

5. Briefly describe how the Agency/Group/Organization was consulted?

Phone - learned about project and what they do for Millard and Sevier Counties.

6. What are the anticipated outcomes of the consultation of areas for improved coordination?

begin some collaboration to learn housing needs of minorities, as well as barriers to affordable housing for minority groups.

1. AOG: SCACG Employee: Chelsea Bakaitis

2. Name of Agency Consulted: Catholic Diocese Date of Consultation: 12/1/14, 12/15/14
1/7/15

3. Agency/Group/Organization Type (Check all that apply)

- | | | |
|--|---|--|
| <input type="checkbox"/> Housing | <input type="checkbox"/> Services-Children | <input type="checkbox"/> Services-Education |
| <input type="checkbox"/> PHA | <input type="checkbox"/> Services-Elderly Persons | <input type="checkbox"/> Services-Employment |
| <input type="checkbox"/> Services-Persons with Disabilities | <input type="checkbox"/> Services-Persons with HIV/AIDS | <input type="checkbox"/> Services-Victims of Domestic Violence |
| <input type="checkbox"/> Services-Homeless | <input type="checkbox"/> Services-Health | <input type="checkbox"/> Services-Fair Housing |
| <input type="checkbox"/> Health Agency | <input type="checkbox"/> Child Welfare Agency | <input type="checkbox"/> Civil Leaders |
| <input type="checkbox"/> Publically funded institution/System of Care* | <input type="checkbox"/> Other government-Federal | <input type="checkbox"/> Other government-State |
| <input type="checkbox"/> Other government-County | <input type="checkbox"/> Other government-Local | <input type="checkbox"/> Grantee Department |
| <input type="checkbox"/> Regional Organization | <input type="checkbox"/> Planning organization | <input type="checkbox"/> Business leaders |
| <input type="checkbox"/> Community Development | <input type="checkbox"/> Private Sector | <input type="checkbox"/> Neighborhood |
| <input type="checkbox"/> Financial Institution | <input type="checkbox"/> Banking/Financing | <input checked="" type="checkbox"/> Organization |
| <input type="checkbox"/> Major Employer | <input type="checkbox"/> Foundation | Other: <u>Hispanic Community</u> |

*Organizations which may discharge persons into homelessness, such as health care facilities, mental health facilities, foster care and other youth facilities, and corrections programs and institutions.

4. What section of the Plan was addressed by Consultation? (Check all that apply)

- | | | |
|---|--|--|
| <input checked="" type="checkbox"/> Housing Needs Assessment | <input type="checkbox"/> Public Housing Needs | <input type="checkbox"/> Market Analysis |
| <input type="checkbox"/> Homeless Needs-Chronically | <input type="checkbox"/> Homeless Needs-Families with Children | <input type="checkbox"/> Homelessness Needs-Veterans |
| <input checked="" type="checkbox"/> Homeless | <input type="checkbox"/> Homelessness | <input type="checkbox"/> Non-Homeless Special Needs |
| <input type="checkbox"/> Homelessness Needs-Unaccompanied Youth | <input type="checkbox"/> Strategy | <input type="checkbox"/> Anti-Poverty-Strategy |
| <input type="checkbox"/> HOPWA Strategy | <input type="checkbox"/> Economic Development | |
| <input type="checkbox"/> Lead-based Paint Strategy | <input type="checkbox"/> Other: | |

5. Briefly describe how the Agency/Group/Organization was consulted?

telephoned - Could not get in contact to learn about or get contact w/ Hispanic Community

6. What are the anticipated outcomes of the consultation of areas for improved coordination?

get information, more public outreach with Hispanic Community

1. AOG: SCAOG Employee: Chelsea Bakaitis

2. Name of Agency Consulted: Millard Co. Date of Consultation: 1/28/15
Wayne Jackson American Legion ⇒ also w/ county

3. Agency/Group/Organization Type (Check all that apply)

- | | | |
|--|---|--|
| <input type="checkbox"/> Housing | <input type="checkbox"/> Services-Children | <input type="checkbox"/> Services-Education |
| <input type="checkbox"/> PHA | <input type="checkbox"/> Services-Elderly Persons | <input type="checkbox"/> Services-Employment |
| <input type="checkbox"/> Services-Persons with Disabilities | <input type="checkbox"/> Services-Persons with HIV/AIDS | <input type="checkbox"/> Services-Victims of Domestic Violence |
| <input type="checkbox"/> Services-Homeless | <input type="checkbox"/> Services-Health | <input type="checkbox"/> Services-Fair Housing |
| <input type="checkbox"/> Health Agency | <input type="checkbox"/> Child Welfare Agency | <input type="checkbox"/> Civil Leaders |
| <input type="checkbox"/> Publically funded institution/System of Care* | <input type="checkbox"/> Other government-Federal | <input type="checkbox"/> Other government-State |
| <input type="checkbox"/> Other government-County | <input type="checkbox"/> Other government-Local | <input type="checkbox"/> Grantee Department |
| <input checked="" type="checkbox"/> Regional Organization | <input type="checkbox"/> Planning organization | <input type="checkbox"/> Business leaders |
| <input type="checkbox"/> Community Development | <input type="checkbox"/> Private Sector | <input type="checkbox"/> Neighborhood |
| <input type="checkbox"/> Financial Institution | <input type="checkbox"/> Banking/Financing | <input checked="" type="checkbox"/> Organization |
| <input type="checkbox"/> Major Employer | <input type="checkbox"/> Foundation | <input type="checkbox"/> Other: <u>Veterans</u> |

*Organizations which may discharge persons into homelessness, such as health care facilities, mental health facilities, foster care and other youth facilities, and corrections programs and institutions.

4. What section of the Plan was addressed by Consultation? (Check all that apply)

- | | | |
|---|--|---|
| <input checked="" type="checkbox"/> Housing Needs Assessment | <input type="checkbox"/> Public Housing Needs | <input type="checkbox"/> Market Analysis |
| <input type="checkbox"/> Homeless Needs-Chronically homeless | <input type="checkbox"/> Homeless Needs-Families with Children | <input checked="" type="checkbox"/> Homelessness Needs-Veterans |
| <input type="checkbox"/> Homelessness Needs-Unaccompanied Youth | <input type="checkbox"/> Homelessness Strategy | <input type="checkbox"/> Non-Homeless Special Needs |
| <input type="checkbox"/> HOPWA Strategy | <input type="checkbox"/> Economic Development | <input type="checkbox"/> Anti-Poverty-Strategy |
| <input type="checkbox"/> Lead-based Paint Strategy | <input type="checkbox"/> Other: | |

5. Briefly describe how the Agency/Group/Organization was consulted?

phone - also consulted w/ Shana Bastian ^{SCAOG} Volunteer Services for life on who Regionally is good to ask

6. What are the anticipated outcomes of the consultation of areas for improved coordination?

info about issues for veterans in the area. also potential future applicant

1. AOG: SCAOG Employee: Chelsea Baraitis

2. Name of Agency Consulted: Set of Housing Date of Consultation: 11/13/14

3. Agency/Group/Organization Type (Check all that apply)

- | | | |
|--|---|--|
| <input checked="" type="checkbox"/> Housing | <input type="checkbox"/> Services-Children | <input type="checkbox"/> Services-Education |
| <input type="checkbox"/> PHA | <input type="checkbox"/> Services-Elderly Persons | <input type="checkbox"/> Services-Employment |
| <input type="checkbox"/> Services-Persons with Disabilities | <input type="checkbox"/> Services-Persons with HIV/AIDS | <input type="checkbox"/> Services-Victims of Domestic Violence |
| <input type="checkbox"/> Services-Homeless | <input type="checkbox"/> Services-Health | <input type="checkbox"/> Services-Fair Housing |
| <input type="checkbox"/> Health Agency | <input type="checkbox"/> Child Welfare Agency | <input type="checkbox"/> Civil Leaders |
| <input type="checkbox"/> Publicly funded institution/System of Care* | <input type="checkbox"/> Other government-Federal | <input type="checkbox"/> Other government-State |
| <input type="checkbox"/> Other government-County | <input type="checkbox"/> Other government-Local | <input type="checkbox"/> Grantee Department |
| <input checked="" type="checkbox"/> Regional Organization | <input type="checkbox"/> Planning organization | <input type="checkbox"/> Business leaders |
| <input type="checkbox"/> Community Development | <input type="checkbox"/> Private Sector | <input type="checkbox"/> Neighborhood Organization |
| <input type="checkbox"/> Financial Institution | <input type="checkbox"/> Banking/Financing | <input type="checkbox"/> Other: |
| <input type="checkbox"/> Major Employer | <input type="checkbox"/> Foundation | |

*Organizations which may discharge persons into homelessness, such as health care facilities, mental health facilities, foster care and other youth facilities, and corrections programs and institutions.

4. What section of the Plan was addressed by Consultation? (Check all that apply)

- | | | |
|---|--|--|
| <input checked="" type="checkbox"/> Housing Needs Assessment | <input checked="" type="checkbox"/> Public Housing Needs | <input type="checkbox"/> Market Analysis |
| <input type="checkbox"/> Homeless Needs-Chronically homeless | <input type="checkbox"/> Homeless Needs-Families with Children | <input type="checkbox"/> Homelessness Needs-Veterans |
| <input type="checkbox"/> Homelessness Needs-Unaccompanied Youth | <input type="checkbox"/> Homelessness Strategy | <input type="checkbox"/> Non-Homeless Special Needs |
| <input type="checkbox"/> HOPWA Strategy | <input type="checkbox"/> Economic Development | <input type="checkbox"/> Anti-Poverty-Strategy |
| <input checked="" type="checkbox"/> Lead-based Paint Strategy | <input type="checkbox"/> Other: | |

5. Briefly describe how the Agency/Group/Organization was consulted?

Questioned about who they serve and what they also received help with creating housing goals.

6. What are the anticipated outcomes of the consultation of areas for improved coordination?

housing agency will know what type of records to keep and goals for next year

1. AOG: SCAOG Employee: Chelsea Benkait's
 2. Name of Agency Consulted: Wephi City Date of Consultation: 1/13/15

3. Agency/Group/Organization Type (Check all that apply)

- | | | |
|--|--|--|
| <input checked="" type="checkbox"/> Housing | <input type="checkbox"/> Services-Children | <input type="checkbox"/> Services-Education |
| <input type="checkbox"/> PHA | <input type="checkbox"/> Services-Elderly Persons | <input type="checkbox"/> Services-Employment |
| <input type="checkbox"/> Services-Persons with Disabilities | <input type="checkbox"/> Services-Persons with HIV/AIDS | <input type="checkbox"/> Services-Victims of Domestic Violence |
| <input type="checkbox"/> Services-Homeless | <input type="checkbox"/> Services-Health | <input type="checkbox"/> Services-Fair Housing |
| <input type="checkbox"/> Health Agency | <input type="checkbox"/> Child Welfare Agency | <input type="checkbox"/> Civil Leaders |
| <input type="checkbox"/> Publically funded institution/System of Care* | <input type="checkbox"/> Other government-Federal | <input type="checkbox"/> Other government-State |
| <input type="checkbox"/> Other government-County | <input checked="" type="checkbox"/> Other government-Local | <input type="checkbox"/> Grantee Department |
| <input type="checkbox"/> Regional Organization | <input type="checkbox"/> Planning organization | <input type="checkbox"/> Business leaders |
| <input type="checkbox"/> Community Development | <input type="checkbox"/> Private Sector | <input type="checkbox"/> Neighborhood Organization |
| <input type="checkbox"/> Financial Institution | <input type="checkbox"/> Banking/Financing | <input type="checkbox"/> Other: |
| <input type="checkbox"/> Major Employer | <input type="checkbox"/> Foundation | |

*Organizations which may discharge persons into homelessness, such as health care facilities, mental health facilities, foster care and other youth facilities, and corrections programs and institutions.

4. What section of the Plan was addressed by Consultation? (Check all that apply)

- | | | |
|---|--|--|
| <input checked="" type="checkbox"/> Housing Needs Assessment | <input checked="" type="checkbox"/> Public Housing Needs | <input type="checkbox"/> Market Analysis |
| <input type="checkbox"/> Homeless Needs-Chronically homeless | <input type="checkbox"/> Homeless Needs-Families with Children | <input type="checkbox"/> Homelessness Needs-Veterans |
| <input type="checkbox"/> Homelessness Needs-Unaccompanied Youth | <input type="checkbox"/> Homelessness Strategy | <input type="checkbox"/> Non-Homeless Special Needs |

1. AOG: SCAOG Employee: Chelsea Backaitis

2. Name of Agency Consulted: Ephraim Housing Authority Date of Consultation: 1/13/15

3. Agency/Group/Organization Type (Check all that apply)

- | | | |
|--|--|--|
| <input checked="" type="checkbox"/> Housing | <input type="checkbox"/> Services-Children | <input type="checkbox"/> Services-Education |
| <input type="checkbox"/> PHA | <input type="checkbox"/> Services-Elderly Persons | <input type="checkbox"/> Services-Employment |
| <input type="checkbox"/> Services-Persons with Disabilities | <input type="checkbox"/> Services-Persons with HIV/AIDS | <input type="checkbox"/> Services-Victims of Domestic Violence |
| <input type="checkbox"/> Services-Homeless | <input type="checkbox"/> Services-Health | <input type="checkbox"/> Services-Fair Housing |
| <input type="checkbox"/> Health Agency | <input type="checkbox"/> Child Welfare Agency | <input type="checkbox"/> Civil Leaders |
| <input type="checkbox"/> Publicly funded institution/System of Care* | <input type="checkbox"/> Other government-Federal | <input type="checkbox"/> Other government-State |
| <input type="checkbox"/> Other government-County | <input checked="" type="checkbox"/> Other government-Local | <input type="checkbox"/> Grantee Department |
| <input type="checkbox"/> Regional Organization | <input type="checkbox"/> Planning organization | <input type="checkbox"/> Business leaders |
| <input type="checkbox"/> Community Development | <input type="checkbox"/> Private Sector | <input type="checkbox"/> Neighborhood Organization |
| <input type="checkbox"/> Financial Institution | <input type="checkbox"/> Banking/Financing | <input type="checkbox"/> Other: |
| <input type="checkbox"/> Major Employer | <input type="checkbox"/> Foundation | |

*Organizations which may discharge persons into homelessness, such as health care facilities, mental health facilities, foster care and other youth facilities, and corrections programs and institutions.

4. What section of the Plan was addressed by Consultation? (Check all that apply)

- | | | |
|---|--|--|
| <input checked="" type="checkbox"/> Housing Needs Assessment | <input checked="" type="checkbox"/> Public Housing Needs | <input type="checkbox"/> Market Analysis |
| <input type="checkbox"/> Homeless Needs-Chronically homeless | <input type="checkbox"/> Homeless Needs-Families with Children | <input type="checkbox"/> Homelessness Needs-Veterans |
| <input type="checkbox"/> Homelessness Needs-Unaccompanied Youth | <input type="checkbox"/> Homelessness Strategy | <input type="checkbox"/> Non-Homeless Special Needs |
| <input type="checkbox"/> HOPWA Strategy | <input type="checkbox"/> Economic Development | <input type="checkbox"/> Anti-Poverty-Strategy |
| <input type="checkbox"/> Lead-based Paint Strategy | <input type="checkbox"/> Other: | |

5. Briefly describe how the Agency/Group/Organization was consulted?

Telephone - asked about program and area barriers to affordable housing

6. What are the anticipated outcomes of the consultation of areas for improved coordination?

encouragement for CDBG funding for cheaper housing than what is being provided

1. AOG: SCAOG Employee: Chelsea Bakoutis

2. Name of Agency Consulted: Mt. Pleasant Date of Consultation: 1/13/15
Main St. Committee

3. Agency/Group/Organization Type (Check all that apply)

- | | | |
|--|--|--|
| <input checked="" type="checkbox"/> Housing | <input type="checkbox"/> Services-Children | <input type="checkbox"/> Services-Education |
| <input type="checkbox"/> PHA | <input type="checkbox"/> Services-Elderly Persons | <input type="checkbox"/> Services-Employment |
| <input type="checkbox"/> Services-Persons with Disabilities | <input type="checkbox"/> Services-Persons with HIV/AIDS | <input type="checkbox"/> Services-Victims of Domestic Violence |
| <input type="checkbox"/> Services-Homeless | <input type="checkbox"/> Services-Health | <input type="checkbox"/> Services-Fair Housing |
| <input type="checkbox"/> Health Agency | <input type="checkbox"/> Child Welfare Agency | <input type="checkbox"/> Civil Leaders |
| <input type="checkbox"/> Publically funded institution/System of Care* | <input type="checkbox"/> Other government-Federal | <input type="checkbox"/> Other government-State |
| <input type="checkbox"/> Other government-County | <input checked="" type="checkbox"/> Other government-Local | <input type="checkbox"/> Grantee Department |
| <input type="checkbox"/> Regional Organization | <input type="checkbox"/> Planning organization | <input type="checkbox"/> Business leaders |
| <input type="checkbox"/> Community Development | <input type="checkbox"/> Private Sector | <input type="checkbox"/> Neighborhood Organization |
| <input type="checkbox"/> Financial Institution | <input type="checkbox"/> Banking/Financing | <input type="checkbox"/> Other: |
| <input type="checkbox"/> Major Employer | <input type="checkbox"/> Foundation | |

*Organizations which may discharge persons into homelessness, such as health care facilities, mental health facilities, foster care and other youth facilities, and corrections programs and institutions.

4. What section of the Plan was addressed by Consultation? (Check all that apply)

- | | | |
|---|--|--|
| <input checked="" type="checkbox"/> Housing Needs Assessment | <input checked="" type="checkbox"/> Public Housing Needs | <input type="checkbox"/> Market Analysis |
| <input type="checkbox"/> Homeless Needs-Chronically homeless | <input type="checkbox"/> Homeless Needs-Families with Children | <input type="checkbox"/> Homelessness Needs-Veterans |
| <input type="checkbox"/> Homelessness Needs-Unaccompanied Youth | <input type="checkbox"/> Homelessness Strategy | <input type="checkbox"/> Non-Homeless Special Needs |
| <input type="checkbox"/> HOPWA Strategy | <input type="checkbox"/> Economic Development | <input type="checkbox"/> Anti-Poverty-Strategy |
| <input type="checkbox"/> Lead-based Paint Strategy | <input type="checkbox"/> Other: | |

5. Briefly describe how the Agency/Group/Organization was consulted?

phone - projects questions about local Hispanic community and housing needs, also general barriers to affordable housing

6. What are the anticipated outcomes of the consultation of areas for improved coordination?

more contact with city about housing needs, contact of Holy Cross to get ahold of Hispanic community.

1. AOG: SCAOG Employee: Chelsea Baraitis
 2. Name of Agency Consulted: SCAOG Community Services Date of Consultation: 1/21/15

3. Agency/Group/Organization Type (Check all that apply)

- | | | |
|--|--|--|
| <input type="checkbox"/> Housing | <input type="checkbox"/> Services-Children | <input type="checkbox"/> Services-Education |
| <input type="checkbox"/> PHA | <input type="checkbox"/> Services-Elderly Persons | <input type="checkbox"/> Services-Employment |
| <input type="checkbox"/> Services-Persons with Disabilities | <input type="checkbox"/> Services-Persons with HIV/AIDS | <input type="checkbox"/> Services-Victims of Domestic Violence |
| <input checked="" type="checkbox"/> Services-Homeless | <input type="checkbox"/> Services-Health | <input type="checkbox"/> Services-Fair Housing |
| <input type="checkbox"/> Health Agency | <input type="checkbox"/> Child Welfare Agency | <input type="checkbox"/> Civil Leaders |
| <input type="checkbox"/> Publicly funded institution/System of Care* | <input type="checkbox"/> Other government-Federal | <input type="checkbox"/> Other government-State |
| <input type="checkbox"/> Other government-County | <input checked="" type="checkbox"/> Other government-Local | <input type="checkbox"/> Grantee Department |
| <input checked="" type="checkbox"/> Regional Organization | <input type="checkbox"/> Planning organization | <input type="checkbox"/> Business leaders |
| <input type="checkbox"/> Community Development | <input type="checkbox"/> Private Sector | <input type="checkbox"/> Neighborhood Organization |
| <input type="checkbox"/> Financial Institution | <input type="checkbox"/> Banking/Financing | <input type="checkbox"/> Other: |
| <input type="checkbox"/> Major Employer | <input type="checkbox"/> Foundation | |

*Organizations which may discharge persons into homelessness, such as health care facilities, mental health facilities, foster care and other youth facilities, and corrections programs and institutions.

4. What section of the Plan was addressed by Consultation? (Check all that apply)

- | | | |
|--|--|--|
| <input type="checkbox"/> Housing Needs Assessment | <input type="checkbox"/> Public Housing Needs | <input type="checkbox"/> Market Analysis |
| <input type="checkbox"/> Homeless Needs-Chronically homeless | <input type="checkbox"/> Homeless Needs-Families with Children | <input type="checkbox"/> Homelessness Needs-Veterans |
| <input checked="" type="checkbox"/> Homelessness Needs-Unaccompanied Youth | <input type="checkbox"/> Homelessness Strategy | <input type="checkbox"/> Non-Homeless Special Needs |
| <input type="checkbox"/> HOPWA Strategy | <input type="checkbox"/> Economic Development | <input type="checkbox"/> Anti-Poverty-Strategy |
| <input type="checkbox"/> Lead-based Paint Strategy | <input type="checkbox"/> Other: | |

5. Briefly describe how the Agency/Group/Organization was consulted?

data about homeless needs in area

6. What are the anticipated outcomes of the consultation of areas for improved coordination?

learn what sorts of housing projects + shelters might be good to fund.

1. AOG: SCAOG Employee: Chelsea Bakart's

2. Name of Agency Consulted: Division of Child & Family Services Date of Consultation: 4/17/14

3. Agency/Group/Organization Type (Check all that apply)

- | | | |
|--|--|---|
| <input type="checkbox"/> Housing | <input checked="" type="checkbox"/> Services-Children | <input type="checkbox"/> Services-Education |
| <input type="checkbox"/> PHA | <input type="checkbox"/> Services-Elderly Persons | <input type="checkbox"/> Services-Employment |
| <input type="checkbox"/> Services-Persons with Disabilities | <input type="checkbox"/> Services-Persons with HIV/AIDS | <input checked="" type="checkbox"/> Services-Victims of Domestic Violence |
| <input type="checkbox"/> Services-Homeless | <input type="checkbox"/> Services-Health | <input type="checkbox"/> Services-Fair Housing |
| <input type="checkbox"/> Health Agency | <input checked="" type="checkbox"/> Child Welfare Agency | <input type="checkbox"/> Civil Leaders |
| <input type="checkbox"/> Publically funded institution/System of Care* | <input type="checkbox"/> Other government-Federal | <input type="checkbox"/> Other government-State |
| <input type="checkbox"/> Other government-County | <input type="checkbox"/> Other government-Local | <input type="checkbox"/> Grantee Department |
| <input type="checkbox"/> Regional Organization | <input type="checkbox"/> Planning organization | <input type="checkbox"/> Business leaders |
| <input type="checkbox"/> Community Development | <input type="checkbox"/> Private Sector | <input type="checkbox"/> Neighborhood Organization |
| <input type="checkbox"/> Financial Institution | <input type="checkbox"/> Banking/Financing | <input type="checkbox"/> Other: |
| <input type="checkbox"/> Major Employer | <input type="checkbox"/> Foundation | |

*Organizations which may discharge persons into homelessness, such as health care facilities, mental health facilities, foster care and other youth facilities, and corrections programs and institutions.

4. What section of the Plan was addressed by Consultation? (Check all that apply)

- | | | |
|---|---|--|
| <input checked="" type="checkbox"/> Housing Needs Assessment | <input type="checkbox"/> Public Housing Needs | <input type="checkbox"/> Market Analysis |
| <input type="checkbox"/> Homeless Needs-Chronically homeless | <input type="checkbox"/> Homeless Needs-Families with Children | <input type="checkbox"/> Homelessness Needs-Veterans |
| <input type="checkbox"/> Homelessness Needs-Unaccompanied Youth | <input type="checkbox"/> Homelessness Strategy | <input checked="" type="checkbox"/> Non-Homeless Special Needs |
| <input type="checkbox"/> HOPWA Strategy | <input type="checkbox"/> Economic Development | <input type="checkbox"/> Anti-Poverty-Strategy |
| <input type="checkbox"/> Lead-based Paint Strategy | <input checked="" type="checkbox"/> Other: <u>Public Services</u> | |

5. Briefly describe how the Agency/Group/Organization was consulted?

Survey

6. What are the anticipated outcomes of the consultation of areas for improved coordination?

Knowledge of services and perceived problems in Community

1. AOG: SCAOG Employee: Chelsea Bakartiz
 2. Name of Agency Consulted: Central Utah health department Date of Consultation: 11/18/14

3. Agency/Group/Organization Type (Check all that apply)

- | | | |
|--|---|--|
| <input type="checkbox"/> Housing | <input type="checkbox"/> Services-Children | <input type="checkbox"/> Services-Education |
| <input type="checkbox"/> PHA | <input type="checkbox"/> Services-Elderly Persons | <input type="checkbox"/> Services-Employment |
| <input type="checkbox"/> Services-Persons with Disabilities | <input type="checkbox"/> Services-Persons with HIV/AIDS | <input type="checkbox"/> Services-Victims of Domestic Violence |
| <input type="checkbox"/> Services-Homeless | <input checked="" type="checkbox"/> Services-Health | <input type="checkbox"/> Services-Fair Housing |
| <input checked="" type="checkbox"/> Health Agency | <input type="checkbox"/> Child Welfare Agency | <input type="checkbox"/> Civil Leaders |
| <input type="checkbox"/> Publicly funded institution/System of Care* | <input type="checkbox"/> Other government-Federal | <input type="checkbox"/> Other government-State |
| <input type="checkbox"/> Other government-County | <input type="checkbox"/> Other government-Local | <input type="checkbox"/> Grantee Department |
| <input type="checkbox"/> Regional Organization | <input type="checkbox"/> Planning organization | <input type="checkbox"/> Business leaders |
| <input type="checkbox"/> Community Development | <input type="checkbox"/> Private Sector | <input type="checkbox"/> Neighborhood Organization |
| <input type="checkbox"/> Financial Institution | <input type="checkbox"/> Banking/Financing | <input type="checkbox"/> Other: |
| <input type="checkbox"/> Major Employer | <input type="checkbox"/> Foundation | |

*Organizations which may discharge persons into homelessness, such as health care facilities, mental health facilities, foster care and other youth facilities, and corrections programs and institutions.

4. What section of the Plan was addressed by Consultation? (Check all that apply)

- | | | |
|---|--|--|
| <input type="checkbox"/> Housing Needs Assessment | <input type="checkbox"/> Public Housing Needs | <input type="checkbox"/> Market Analysis |
| <input type="checkbox"/> Homeless Needs-Chronically homeless | <input type="checkbox"/> Homeless Needs-Families with Children | <input type="checkbox"/> Homelessness Needs-Veterans |
| <input type="checkbox"/> Homelessness Needs-Unaccompanied Youth | <input type="checkbox"/> Homelessness Strategy | <input checked="" type="checkbox"/> Non-Homeless Special Needs |
| <input type="checkbox"/> HOPWA Strategy | <input type="checkbox"/> Economic Development | <input type="checkbox"/> Anti-Poverty-Strategy |
| <input type="checkbox"/> Lead-based Paint Strategy | <input type="checkbox"/> Other: | |

5. Briefly describe how the Agency/Group/Organization was consulted?

Survey

6. What are the anticipated outcomes of the consultation of areas for improved coordination?

Knowledge of objective and service needs in area

1. AOG: SCAOG Employee: Chelsea Bakaris

2. Name of Agency Consulted: Richfield Date of Consultation: 4/18/14
LDS Employment Center

3. Agency/Group/Organization Type (Check all that apply)

- | | | |
|--|---|--|
| <input type="checkbox"/> Housing | <input type="checkbox"/> Services-Children | <input type="checkbox"/> Services-Education |
| <input type="checkbox"/> PHA | <input type="checkbox"/> Services-Elderly Persons | <input checked="" type="checkbox"/> Services-Employment |
| <input type="checkbox"/> Services-Persons with Disabilities | <input type="checkbox"/> Services-Persons with HIV/AIDS | <input type="checkbox"/> Services-Victims of Domestic Violence |
| <input type="checkbox"/> Services-Homeless | <input type="checkbox"/> Services-Health | <input type="checkbox"/> Services-Fair Housing |
| <input type="checkbox"/> Health Agency | <input type="checkbox"/> Child Welfare Agency | <input type="checkbox"/> Civil Leaders |
| <input type="checkbox"/> Publically funded institution/System of Care* | <input type="checkbox"/> Other government-Federal | <input type="checkbox"/> Other government-State |
| <input type="checkbox"/> Other government-County | <input type="checkbox"/> Other government-Local | <input type="checkbox"/> Grantee Department |
| <input type="checkbox"/> Regional Organization | <input type="checkbox"/> Planning organization | <input type="checkbox"/> Business leaders |
| <input type="checkbox"/> Community Development | <input type="checkbox"/> Private Sector | <input type="checkbox"/> Neighborhood Organization |
| <input type="checkbox"/> Financial Institution | <input type="checkbox"/> Banking/Financing | <input type="checkbox"/> Other: |
| <input type="checkbox"/> Major Employer | <input type="checkbox"/> Foundation | |

*Organizations which may discharge persons into homelessness, such as health care facilities, mental health facilities, foster care and other youth facilities, and corrections programs and institutions.

4. What section of the Plan was addressed by Consultation? (Check all that apply)

- | | | |
|---|--|--|
| <input type="checkbox"/> Housing Needs Assessment | <input type="checkbox"/> Public Housing Needs | <input type="checkbox"/> Market Analysis |
| <input type="checkbox"/> Homeless Needs-Chronically homeless | <input type="checkbox"/> Homeless Needs-Families with Children | <input type="checkbox"/> Homelessness Needs-Veterans |
| <input type="checkbox"/> Homelessness Needs-Unaccompanied Youth | <input type="checkbox"/> Homelessness Strategy | <input checked="" type="checkbox"/> Non-Homeless Special Needs |
| <input type="checkbox"/> HOPWA Strategy | <input type="checkbox"/> Economic Development | <input type="checkbox"/> Anti-Poverty-Strategy |
| <input type="checkbox"/> Lead-based Paint Strategy | <input type="checkbox"/> Other: | |

5. Briefly describe how the Agency/Group/Organization was consulted?

Survey

6. What are the anticipated outcomes of the consultation of areas for improved coordination?

Knowledge of resources in area
Economic development needs

1. AOG: SCACG Employee: Chelsea Bakaris

2. Name of Agency Consulted: Church of Jesus Christ - local Date of Consultation: 11/19/14

3. Agency/Group/Organization Type (Check all that apply)

- | | | |
|--|---|--|
| <input type="checkbox"/> Housing | <input type="checkbox"/> Services-Children | <input type="checkbox"/> Services-Education |
| <input type="checkbox"/> PHA | <input type="checkbox"/> Services-Elderly Persons | <input type="checkbox"/> Services-Employment |
| <input type="checkbox"/> Services-Persons with Disabilities | <input type="checkbox"/> Services-Persons with HIV/AIDS | <input type="checkbox"/> Services-Victims of Domestic Violence |
| <input checked="" type="checkbox"/> Services-Homeless | <input type="checkbox"/> Services-Health | <input type="checkbox"/> Services-Fair Housing |
| <input type="checkbox"/> Health Agency | <input type="checkbox"/> Child Welfare Agency | <input type="checkbox"/> Civil Leaders |
| <input type="checkbox"/> Publically funded institution/System of Care* | <input type="checkbox"/> Other government-Federal | <input type="checkbox"/> Other government-State |
| <input type="checkbox"/> Other government-County | <input type="checkbox"/> Other government-Local | <input type="checkbox"/> Grantee Department |
| <input type="checkbox"/> Regional Organization | <input type="checkbox"/> Planning organization | <input type="checkbox"/> Business leaders |
| <input type="checkbox"/> Community Development | <input type="checkbox"/> Private Sector | <input type="checkbox"/> Neighborhood |
| <input type="checkbox"/> Financial Institution | <input type="checkbox"/> Banking/Financing | <input checked="" type="checkbox"/> Organization |
| <input type="checkbox"/> Major Employer | <input type="checkbox"/> Foundation | Other: <u>Church/welfare group</u> |

*Organizations which may discharge persons into homelessness, such as health care facilities, mental health facilities, foster care and other youth facilities, and corrections programs and institutions.

4. What section of the Plan was addressed by Consultation? (Check all that apply)

- | | | |
|---|--|--|
| <input checked="" type="checkbox"/> Housing Needs Assessment | <input type="checkbox"/> Public Housing Needs | <input type="checkbox"/> Market Analysis |
| <input checked="" type="checkbox"/> Homeless Needs-Chronically homeless | <input type="checkbox"/> Homeless Needs-Families with Children | <input type="checkbox"/> Homelessness Needs-Veterans |
| <input type="checkbox"/> Homelessness Needs-Unaccompanied Youth | <input type="checkbox"/> Homelessness Strategy | <input type="checkbox"/> Non-Homeless Special Needs |
| <input type="checkbox"/> HOPWA Strategy | <input type="checkbox"/> Economic Development | <input type="checkbox"/> Anti-Poverty-Strategy |
| <input type="checkbox"/> Lead-based Paint Strategy | <input type="checkbox"/> Other: | |

↳ homeless vouchers for hotels etc.

5. Briefly describe how the Agency/Group/Organization was consulted?

Survey

6. What are the anticipated outcomes of the consultation of areas for improved coordination?

Contact / network. Unofficial Homeless welfare group. might put in contact with more grassroots information

1. AOG: SCAOG Employee: Chelsea Bakartis

2. Name of Agency Consulted: Six County Aging Date of Consultation: 11/20/14

3. Agency/Group/Organization Type (Check all that apply)

- | | | |
|--|--|--|
| <input type="checkbox"/> Housing | <input type="checkbox"/> Services-Children | <input type="checkbox"/> Services-Education |
| <input type="checkbox"/> PHA | <input checked="" type="checkbox"/> Services-Elderly Persons | <input type="checkbox"/> Services-Employment |
| <input type="checkbox"/> Services-Persons with | <input type="checkbox"/> Services-Persons with | <input type="checkbox"/> Services-Victims of |
| <input checked="" type="checkbox"/> Disabilities | <input type="checkbox"/> HIV/AIDS | <input type="checkbox"/> Domestic Violence |
| <input type="checkbox"/> Services-Homeless | <input type="checkbox"/> Services-Health | <input type="checkbox"/> Services-Fair Housing |
| <input type="checkbox"/> Health Agency | <input type="checkbox"/> Child Welfare Agency | <input type="checkbox"/> Civil Leaders |
| <input type="checkbox"/> Publicly funded | <input type="checkbox"/> Other government- | <input type="checkbox"/> Other government- |
| <input type="checkbox"/> institution/System of Care* | <input type="checkbox"/> Federal | <input type="checkbox"/> State |
| <input type="checkbox"/> Other government-County | <input type="checkbox"/> Other government-Local | <input type="checkbox"/> Grantee Department |
| <input type="checkbox"/> Regional Organization | <input type="checkbox"/> Planning organization | <input type="checkbox"/> Business leaders |
| <input type="checkbox"/> Community Development | <input type="checkbox"/> Private Sector | <input type="checkbox"/> Neighborhood |
| <input type="checkbox"/> Financial Institution | <input type="checkbox"/> Banking/Financing | <input type="checkbox"/> Organization |
| <input type="checkbox"/> Major Employer | <input type="checkbox"/> Foundation | <input type="checkbox"/> Other: |

*Organizations which may discharge persons into homelessness, such as health care facilities, mental health facilities, foster care and other youth facilities, and corrections programs and institutions.

4. What section of the Plan was addressed by Consultation? (Check all that apply)

- | | | |
|--|---|--|
| <input checked="" type="checkbox"/> Housing Needs Assessment | <input type="checkbox"/> Public Housing Needs | <input type="checkbox"/> Market Analysis |
| <input type="checkbox"/> Homeless Needs-Chronically | <input type="checkbox"/> Homeless Needs- | <input type="checkbox"/> Homelessness Needs- |
| <input type="checkbox"/> homeless | <input type="checkbox"/> Families with Children | <input type="checkbox"/> Veterans |
| <input type="checkbox"/> Homelessness Needs- | <input type="checkbox"/> Homelessness | <input type="checkbox"/> Non-Homeless Special |
| <input type="checkbox"/> Unaccompanied Youth | <input type="checkbox"/> Strategy | <input checked="" type="checkbox"/> Needs <u>Aging</u> |
| <input type="checkbox"/> HOPWA Strategy | <input type="checkbox"/> Economic Development | <input type="checkbox"/> Anti-Poverty-Strategy |
| <input type="checkbox"/> Lead-based Paint Strategy | <input type="checkbox"/> Other: | |

5. Briefly describe how the Agency/Group/Organization was consulted?

Survey

6. What are the anticipated outcomes of the consultation of areas for improved coordination?

Cross department collaboration - knowledge of important functions of agency to share data

1. AOG: SCAOG Employee: Chelsea Bakaitis

2. Name of Agency Consulted: Serenity Springs assisted living Date of Consultation: 4/20/14

3. Agency/Group/Organization Type (Check all that apply)

- | | | |
|--|--|--|
| <input type="checkbox"/> Housing | <input type="checkbox"/> Services-Children | <input type="checkbox"/> Services-Education |
| <input type="checkbox"/> PHA | <input checked="" type="checkbox"/> Services-Elderly Persons | <input type="checkbox"/> Services-Employment |
| <input type="checkbox"/> Services-Persons with | <input type="checkbox"/> Services-Persons with | <input type="checkbox"/> Services-Victims of |
| <input checked="" type="checkbox"/> Disabilities | <input type="checkbox"/> HIV/AIDS | <input type="checkbox"/> Domestic Violence |
| <input type="checkbox"/> Services-Homeless | <input type="checkbox"/> Services-Health | <input type="checkbox"/> Services-Fair Housing |
| <input type="checkbox"/> Health Agency | <input type="checkbox"/> Child Welfare Agency | <input type="checkbox"/> Civil Leaders |
| <input type="checkbox"/> Publicly funded | <input type="checkbox"/> Other government- | <input type="checkbox"/> Other government- |
| <input type="checkbox"/> institution/System of Care* | <input type="checkbox"/> Federal | <input type="checkbox"/> State |
| <input type="checkbox"/> Other government-County | <input type="checkbox"/> Other government-Local | <input type="checkbox"/> Grantee Department |
| <input type="checkbox"/> Regional Organization | <input type="checkbox"/> Planning organization | <input type="checkbox"/> Business leaders |
| <input type="checkbox"/> Community Development | <input type="checkbox"/> Private Sector | <input type="checkbox"/> Neighborhood |
| <input type="checkbox"/> Financial Institution | <input type="checkbox"/> Banking/Financing | <input type="checkbox"/> Organization |
| <input type="checkbox"/> Major Employer | <input type="checkbox"/> Foundation | <input type="checkbox"/> Other: |

*Organizations which may discharge persons into homelessness, such as health care facilities, mental health facilities, foster care and other youth facilities, and corrections programs and institutions.

4. What section of the Plan was addressed by Consultation? (Check all that apply)

- | | | |
|--|---|--|
| <input checked="" type="checkbox"/> Housing Needs Assessment | <input type="checkbox"/> Public Housing Needs | <input type="checkbox"/> Market Analysis |
| <input type="checkbox"/> Homeless Needs-Chronically | <input type="checkbox"/> Homeless Needs- | <input type="checkbox"/> Homelessness Needs- |
| <input type="checkbox"/> homeless | <input type="checkbox"/> Families with Children | <input type="checkbox"/> Veterans |
| <input type="checkbox"/> Homelessness Needs- | <input type="checkbox"/> Homelessness | <input type="checkbox"/> Non-Homeless Special |
| <input type="checkbox"/> Unaccompanied Youth | <input type="checkbox"/> Strategy | <input checked="" type="checkbox"/> Needs |
| <input type="checkbox"/> HOPWA Strategy | <input type="checkbox"/> Economic Development | <input type="checkbox"/> Anti-Poverty-Strategy |
| <input type="checkbox"/> Lead-based Paint Strategy | <input type="checkbox"/> Other: | |

5. Briefly describe how the Agency/Group/Organization was consulted?

Survey

6. What are the anticipated outcomes of the consultation of areas for improved coordination?

most of our info. is coming out of
Sevier and Seayato Counties. it's good
to have input from Wayne County.

1. AOG: SCAOG Employee: Chelsea Bakaitis

2. Name of Agency Consulted: New Horizons Date of Consultation: 7/21/14

3. Agency/Group/Organization Type (Check all that apply)

- | | | |
|--|---|--|
| <input type="checkbox"/> Housing | <input type="checkbox"/> Services-Children | <input type="checkbox"/> Services-Education |
| <input type="checkbox"/> PHA | <input type="checkbox"/> Services-Elderly Persons | <input type="checkbox"/> Services-Employment |
| <input type="checkbox"/> Services-Persons with Disabilities | <input type="checkbox"/> Services-Persons with HIV/AIDS | <input type="checkbox"/> Services-Victims of Domestic Violence |
| <input checked="" type="checkbox"/> Services-Homeless | <input type="checkbox"/> Services-Health | <input type="checkbox"/> Services-Fair Housing |
| <input type="checkbox"/> Health Agency | <input type="checkbox"/> Child Welfare Agency | <input type="checkbox"/> Civil Leaders |
| <input type="checkbox"/> Publically funded institution/System of Care* | <input type="checkbox"/> Other government-Federal | <input type="checkbox"/> Other government-State |
| <input type="checkbox"/> Other government-County | <input type="checkbox"/> Other government-Local | <input type="checkbox"/> Grantee Department |
| <input type="checkbox"/> Regional Organization | <input type="checkbox"/> Planning organization | <input type="checkbox"/> Business leaders |
| <input type="checkbox"/> Community Development | <input type="checkbox"/> Private Sector | <input type="checkbox"/> Neighborhood Organization |
| <input type="checkbox"/> Financial Institution | <input type="checkbox"/> Banking/Financing | <input type="checkbox"/> Other: |
| <input type="checkbox"/> Major Employer | <input type="checkbox"/> Foundation | |

*Organizations which may discharge persons into homelessness, such as health care facilities, mental health facilities, foster care and other youth facilities, and corrections programs and institutions.

4. What section of the Plan was addressed by Consultation? (Check all that apply)

- | | | |
|---|---|--|
| <input checked="" type="checkbox"/> Housing Needs Assessment | <input type="checkbox"/> Public Housing Needs | <input type="checkbox"/> Market Analysis |
| <input type="checkbox"/> Homeless Needs-Chronically homeless | <input checked="" type="checkbox"/> Homeless Needs-Families with Children | <input type="checkbox"/> Homelessness Needs-Veterans |
| <input type="checkbox"/> Homelessness Needs-Unaccompanied Youth | <input type="checkbox"/> Homelessness Strategy | <input type="checkbox"/> Non-Homeless Special Needs |
| <input type="checkbox"/> HOPWA Strategy | <input type="checkbox"/> Economic Development | <input type="checkbox"/> Anti-Poverty-Strategy |
| <input type="checkbox"/> Lead-based Paint Strategy | <input type="checkbox"/> Other: | |

5. Briefly describe how the Agency/Group/Organization was consulted?

phone

6. What are the anticipated outcomes of the consultation of areas for improved coordination?

knowledge of what is available in area, also homeless problems in the area

Citizen Participation Outreach Tracking Form

1. AOG: SCAOG_____ Employee: Chelsea
Bakaitis

2. Mode of Outreach:

- Public Meeting
- Newspaper Ad
- Public Hearing
- Internet Outreach

Other:

URL if applicable: _____

3. Target of Outreach:

- Non-targeted/Broad Community
- Minorities
- Non-English Speaking- Specify language _____
- Persons with Disabilities
- Residents of Public and Assisted Housing

Other:

4. Summary of response/attendance

No attendance

5. Summary of comments received

n/a

6. Summary of comments not accepted and reasons

n/a

Citizen Participation Outreach Tracking Form

1. AOG: SCAOG Employee: Chelsea
Bakaitis

2. Mode of Outreach:

Public Meeting
 Newspaper Ad
 Public Hearing
 Internet Outreach

Other:

URL if applicable: _____

3. Target of Outreach:

Non-targeted/Broad Community
 Minorities
 Non-English Speaking- Specify
language _____
 Persons with Disabilities
 Residents of Public and Assisted Housing

Other:

4. Summary of response/attendance

No responses, except by community officials

5. Summary of comments received

n/a

6. Summary of comments not accepted and reasons

n/a

Appendix VI Rating and Ranking Policies and Procedures

2015 Program Year (Sept 2014)

Method of Distribution

Community Development Block Grant (CDBG) – To ensure that CDBG projects administered through the Six County region meet the national objectives. Six County has implemented the following 1) No county set-a-sides meaning that the allocation of funds for the Six County region will not be divided by formula among the counties. 2) An application will be rated and ranked against all applications within the Region. 3) Successful applications will be funded in order of priority as determined by the rating and ranking process until the regional CDBG funding allocation is exhausted. 4) Counties are not guaranteed a project within their jurisdiction will be funded.

CDBG POLICIES – 2015 Program Year - (Sept 2014)

The following policies have been established to govern the CDBG award process. All eligible project applications will be accepted for rating and ranking.

1. The Six County Association of Governments approved no less than \$50,000 and not to exceed 15% of the total allocation for administration of the Six County CDBG program, to be subtracted from the Six County total. The remaining amount is allocated on a competitive basis. Based on submitted application. To encourage multiple projects and local match, no project will receive more than 50% of the net allocation. Depending on funding the Six County RRC reserves the right to eliminate the 50% rule by a vote of the board.
2. In compliance with the policies of the State of Utah CDBG program, and to be eligible for funding consideration, all grantees or sub-grantees must have drawn down 50% of any prior year's CDBG funding prior to the Regional Review Committee's (RRC) rating and ranking session.
3. Applicants must provide written documentation of the availability and status of all other proposed funding at the time the application is submitted, including all sources of funding which are considered local contributions toward the project and its administration. A project is not mature if funding cannot be committed by the time of the application.
4. State policy has established the minimum amount of funding of \$30,000 per project and the maximum amount is limited only by the annual allocation amount, and the Six County CDBG policies outline in paragraph 1 (one).
5. Projects must be consistent with the Region's Consolidated Plan. The project applied for must be included in the prioritized capital improvements list that the entity submitted for inclusion in the Consolidated Plan. Sponsored projects on behalf of an eligible sub-

recipient may not necessarily be listed in the jurisdictions capital investment plan, but the sub-recipient's project must meet goals identified in the Region's Consolidated Plan.

6. Attendance at one of the annual How to Apply workshops is mandatory of all applicants and sub-grantees. The project manager and an elected official from the applicant's jurisdiction should be in attendance. Newly elected officials and project managers are especially encouraged to attend since the administrative requirements and commitments of a CDBG project are considerable.
7. Public service providers, traditionally non-profit organizations, are allowed to apply for CDBG funds for capital improvement and major equipment purchases. Examples are delivery trucks, furnishings, fixtures, computer equipment, construction, remodeling, and facility expansion. State policy prohibits the use of CDBG funds for operating and maintenance expenses. This includes paying administrative costs, salaries, etc. No more than 15 % of the state's yearly allocation of funds may be expended for public service activities.
8. Housing projects are encouraged to use SCAOG Housing Department's available resources and may be considered as an eligible activity by the RRC.
9. Emergency projects may be considered by the RRC at any time. Projects applying for emergency funding must still meet a national objective and regional goals and policies. Projects may be considered as an emergency application if:
 - > Funding through the normal application timeframe will create an unreasonable risk to health or property.
 - > An appropriate third party agency has documented a specific risk (or risks) that, in their opinion, needs immediate remediation.
 - > Cost overruns from a previously funded project may be funded only if the RRC deems it an appropriate emergency.

The amount of any emergency funds distributed during the year will be subtracted from the top of the regional allocation during the next funding cycle. Additional information on the emergency fund program is available in the Application Policies and Procedures manual developed annually by the state in Chapter II, Funding Processes.

10. Applications on behalf of sub-recipients (i.e., special service districts, non-profit organizations, etc.) are allowed. The applicant city or county must understand that even if they name the sub-recipient as project manager the city/county is still responsible for the project's viability and program compliance. A subcontractor's agreement between the applicant entity and the sub-recipient must accompany the application (after funds have been committed to the project).

11. Multi-year projects will be considered. Proposals must contain specific cost estimates and work elements by year so that annual allocations by the RRC can be determined at the outset.
12. Project maturity will be considered in determining the awarding of funds for the funding cycle, i.e., project can be completed within eighteen months, leveraged funds are in place, detailed scope of work is developed, engineer's cost estimates in place, etc.
13. The application must be submitted by 5:00 PM Friday, January 30, 2015. Any applications received after this date and time will not be considered for funding.
14. Applicants with a population of 2,500 or less will receive double the points in the Local funds category.
15. In the event of a tie the following policies will be followed:
 - A) The project has been listed as a Distressed Community
 - B) The project that has the Highest percentage of LMI
 - C) The project with the most Local funds leveraged
 - D) The project with the most Other leverage funds
 - E) The Project with the most points in the Overall Impact category
 - F) If the tie remains unbroken after the above mentioned tie breakers the Members of the RRC will vote and the project that receives the majority vote will be Ranked Higher.
16. The Six County RRC board has establish a RRC sub-committee; the SCAOG State CDBG representative being the Chair of the RRC sub-committee. The RRC sub-committee along with SCAOG CDBG manager will be responsible for the annual review of the Rating and Ranking criteria and make recommendation to the SCAOG Executive Board.

The Six County Regional Review Committee has approved the following set asides:

Housing- \$100,000 if the allocation is over \$400,000 and if the allocation is under \$400,000 25% of the allocation for the SCAOG Housing department to help LMI individuals access available housing resources.

Regional Review Committee	
Commissioner Chad Winn	Juab County
Mayor Russell Mangelson	Juab County, Levan
Commissioner Alan Roper	Millard County
Mayor Gayle Bunker	Millard County, Delta
Commissioner Rick Blackwell*	Piute County
Mayor Rick Dalton	Piute County, Junction
Commissioner Claudia Jarrett	Sanpete County
Mayor John Christensen	Sanpete County, Mayfield
Commissioner Gordon Topham	Sevier County
Mayor David Ogden	Sevier County, Richfield
Commissioner Robert Williams	Wayne County
Mayor Gil Hunt*	Wayne County, Bicknell

*RRC Sub-committee member


SIX COUNTY ASSOCIATION OF GOVERNMENTS (SCAOG)

FY 2014 CDBG RATING AND RANKING CRITERIA AND APPLICANT'S PROJECT SCORE SHEET

APPLICANT:	REQUESTED CDBG AMOUNT:	RANKING:	TOTAL SCORE:	Score	X Weight	Total Score	
CDBG Rating and Ranking Criteria Description		Data Range/Score (Mark only one for each criteria)					
1 Capacity to carry out the Grant: Applicant's capacity to administer grant; project manager completed in contract period (1 pt); compliance with regulations/laws (2 pts); (First time grantee default is 2.5 pts) Possible 5 pts.	Excellent 5 points	Very Good 4 points	Good 3 points	Fair 2 points	Poor 0 points		1
2 Job Creation: Estimated number of full-time new jobs project will create or number of jobs retained that would be lost without this project.	> 25 Jobs 8 points	15-24 Jobs 6 points	10-14 Jobs 4 points	1-9 Jobs 2 points			1
3 LMI Housing Stock: Number of Units constructed, rehabilitated, or made accessible to LMI residents.	> 10 Units 4 points	5-9 Units 2 points	1-4 Units 1 point				0.25
4 Affordable Housing Plan: Has jurisdiction addressed moderate income housing in its general plan as required by HB295/SB260?	Yes 1 point	No 0 points					1
5 Extent of Poverty: Percent of persons considered LMI benefiting from project. (According to the Census/Survey)	> 80% 4 points	71%-79% 3 points	61%-70% 2 points	56%-60% 1 point	51%-55% 0 points		1
6 Local Funds: Percentage of the total project that the city/county is contributing?	> 50% 5 points	31%-49% 4 points	21%-30% 3 points	11%-20% 2 point	1%-10% 1 point		1.5
7 Leveraged Funds: Percentage of "other" non-CDBG funds invested in total project.	> 50% 5 points	31%-49% 4 points	21%-30% 3 points	11%-20% 2 point	1%-10% 1 point		1.5
8 Project Maturity: Detailed engineer's cost estimate; confirmed/designated, project manager; specific/detailed scope of work; secured funding (possible 5 pts).	Architect/Engineer selected 1 point	Designated Project Manager 1 point	Well-Defined Scope 1 point	Funding Applied Not Committed 1 point	Funding in Place 2 points	CDBG Sole Funding 2 points	1
9 Overall project impact for the region? Projects will be rated on their relative impact in the community both in terms of numbers and relative need.	Project benefits a single neighborhood or a targeted population 2 points	Project benefits are community wide 4 points	Project benefits are county wide 6 points	Project benefits are region-wide 8 points			1
10 Applicant has not had any project funded in previous years.	Received a grant in the last funding cycle 0 points	1 prior funding cycle 2 points	2 prior funding cycle 4 points	3 prior funding cycle 6 points	4 or more prior funding cycle 8 points		1.5
11 Jurisdiction's Project Priority: Project listed as distressed community in Regional Consolidated Plan (Capital Investment Plan - One Year Action Plan).	Yes 5 points	No 0 points					1
12 Quality Growth Principles: Has jurisdiction demonstrated their desire to improve planning using quality growth principle?	Yes 1 point	No 0 points					1.5
13 Infrastructure Development/Improvement: Expansion of basic infrastructure (water/sewer) or other physical infrastructure (libraries, fire stations, parks, community centers, etc) to create suitable living environments for its citizenry.	Water 6 points	Sewer/Storm 5 points	Public Health / Safety 4 points	Other Public Facilities 3 points	Street / Side Walks 2 points	Recreation Facilities or Planning 1 point	2
14 Jurisdiction Property Tax Rate: Communities that maintain an a current high tax burden will be given more points for this category (applicants tax rate + ceiling = percent ceiling).	> 40% 5 points	31%-39% 4 points	21%-30% 3 points	11%-20% 2 point	> 10% 1 point		1

Appendix VII Public Outreach

SIX COUNTY ASSOCIATION OF GOVERNMENTS



PUBLIC HEARING

Six County Association of Governments will hold a Public Hearing on March 2nd, 2015, 9:00 am located at 250 N Main Street, in Richfield, to take comments on the 2015 Consolidated Plan which can be reviewed at sixcounty.com.

Public comments will also be accepted from February 2nd-March 2nd 2015. To comment please contact Chelsea Bakaitis at 435-893-0714 or be email at cbakaitis@sixcounty.com.

In compliance with the Disability Act, individuals wishing to attend this meeting and who require special accommodations should contact Chelsea at least three (3) working days prior to the meeting.

Publish Sanpete Messenger Jan. 22, 2015.

PUBLIC HEARING

Six County Association of Governments will hold a Public Hearing on March 2nd, 2015, 9:00 am located at 250 N Main Street, in Richfield, to take comments on the 2015 Consolidated Plan which can be reviewed at sixcounty.com. Public comments will also be accepted from February 2nd-March 2nd 2015. To comment please contact Chelsea Bakaitis at 435-893-0714 or be email at cbakaitis@sixcounty.com.

In compliance with the Disability Act, individuals wishing to attend this meeting and who require special accommodations should contact Chelsea at least three (3) working days prior to the meeting. Published in The Times-News, Nephi, Utah, on 1/28/2015.

The Gunnison Valley Gazette

Public Notice

Six County Association of Governments will hold a Public Hearing on March 2nd, 2015, 9:00 am located at 250 N Main Street, in Richfield, to take comments on the 2015 Consolidated Plan which can be reviewed at sixcounty.com. Public comments will also be accepted from February 2nd-March 2nd 2015. To comment please contact Chelsea Bakaitis at 435-893-0714 or be email at cbakaitis@sixcounty.com.

In compliance with the Disability Act, individuals wishing to attend this meeting and who require special accommodations should contact Chelsea at least three (3) working days prior to the meeting.

GVG 1/28/15

Legal Notice

